


NOMBRE: _____

FECHA: . . .

VOCALO1.

LAS VOCALES

 Practica la escritura de las vocales:



a a a

A A A




e e e

E E E



i i i

I I I



o o o

O O O



u u u

U U U

NOMBRE:

FECHA:

VOCALO2.

LAS VOCALES



Haz unos dibujos que empiecen por la vocal que hay en cada recuadro.

a

i

o

E

e

A

u

O

I

NOMBRE:

FECHA:

VOCAL03.

LAS VOCALES



Rodea las vocales que hay en este revoltijo de letras.

a d o y
w r t u
s a i
i p h ñ s
o u o
n f z
u e a
j c g m
e b i n e
k l



Pinta las vocales que estean bien escritas y tacha las malas.


a g
e u
e j o
u o i

NOMBRE: _____


FECHA: . . .

LAS VOCALES

VOCALO4.

 Unir las vocales con los dibujos que empiecen por ellas. Pintar luego las cosas unidas de un mismo color.


a




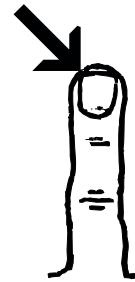
e



i



o



u



NOMBRE:

FECHA:







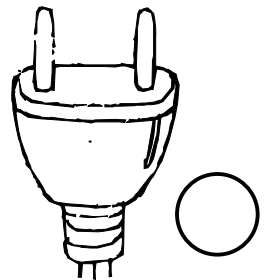

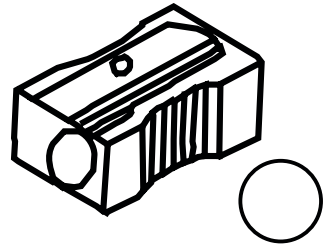


VOCALOS.

LAS VOCALES

 Escribe la vocal por la que empiezan los nombres de los dibujos.



1 









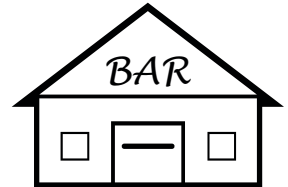


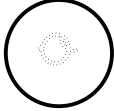
NOMBRE:

FECHA:

VOCAL 06.


LAS VOCALES

 Escribe la vocal que llevan los nombres de los dibujos:


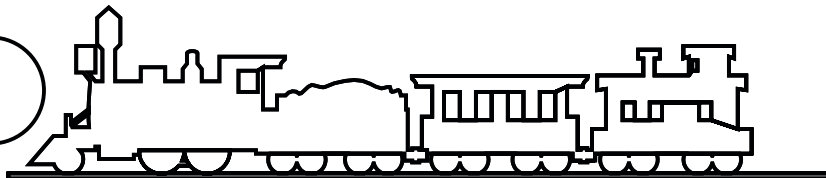








MARZO

Lu	Ma	Me	Xo	Ve	Sa	Do
		1	2	3		
4	5	6	7	8	9	10
11	12	13	14	15	16	17
18	19	20	21	22	23	24
25	26	27	28	29	30	31



3




NOMBRE:

FECHA:

VOCAL07.

LAS VOCALES


 Escribe las vocales que llevan los nombres de los dibujos:




— —



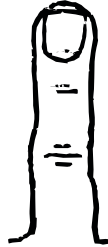
— —




— —



— —




— —



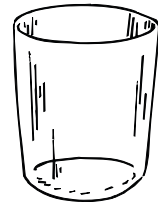
— —



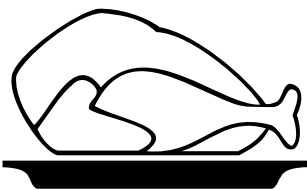
— —



— —



— —



— —



— —



— —

NOMBRE:

FECHA:

VOCALOS.

LAS VOCALES

 Escribe las vocales que llevan los nombres de los dibujos:



i a



— —



— —




— —



— —




— —



— —



— —




— —



— —

$$\begin{array}{r} 2 \\ + 3 \\ \hline 5 \end{array}$$

— —



— —

NOMBRE:

FECHA:

VOCAL09.

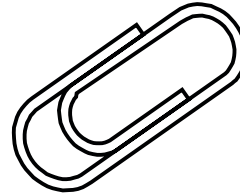
LAS VOCALES




Une cada dibujo con la vocal que tenga su nombre.




a




a



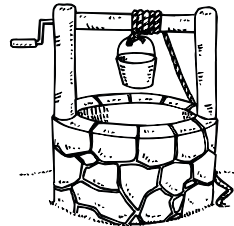
e



e



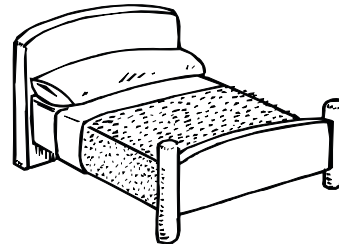
i



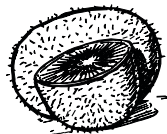
i

13


o



o



u




u

NOMBRE:

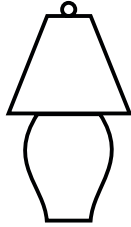
FECHA:

VOCAL10.



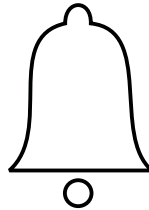

LAS VOCALES

 Une cada dibujo con la vocal que tenga su nombre.

8



3



A

E

I

O


U


NOMBRE:

FECHA:


VOCAL11.

LAS VOCALES

 Une cada dibujo con las vocales que tenga su nombre.



a o



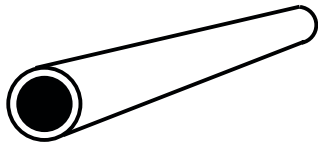
e a



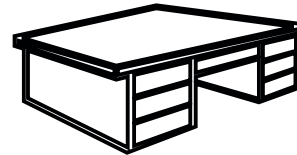
o a



i o



i a



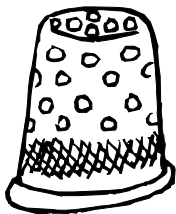
u a



e a



a o




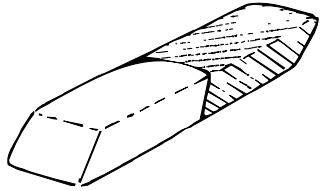
u o




o a

LAS VOCALES

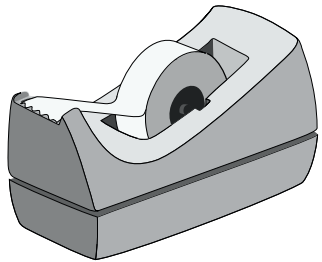
 Une cada dibujo con las vocales que tenga su nombre.




o a



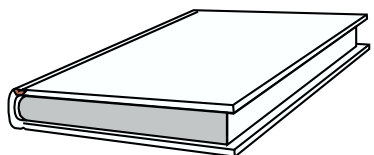
i o



e a



a i



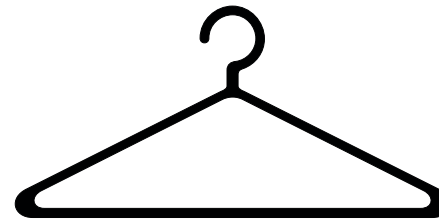
e o




e a




i a



a e



o a



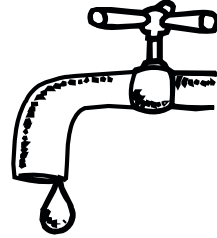

a a

LAS VOCALES



 Escribe las vocales que llevan los nombres de los dibujos :






— —




— —





— —




— —



— —



5



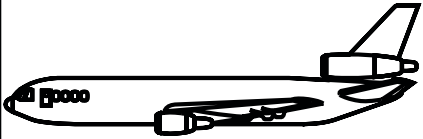
— —

— —


— — —

LAS VOCALES

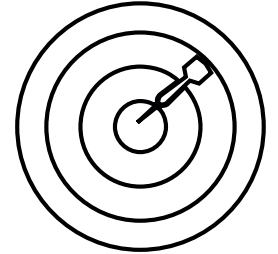

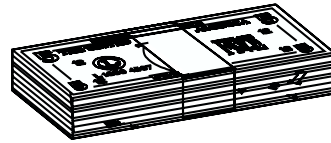
 Escribe las vocales que llevan los nombres de los dibujos :



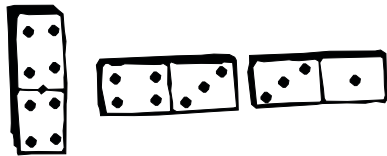

— — —





— — —



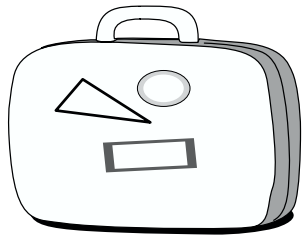

— — —




— — —



— — —




— — —



7


— — —



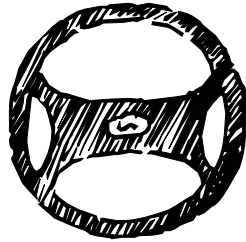
— — —

LAS VOCALES

 Escribe las vocales que llevan los nombres de los dibujos :



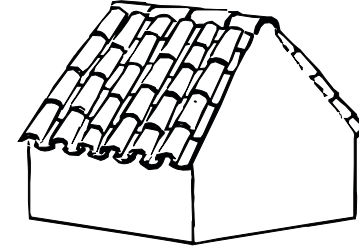
— — —




— — —



— — —




— — —




— — —




— — —



— — —



— — —




— — —



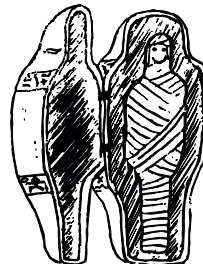
— — —




— — —




— — —




— — —




— — —



— — —

 Repasa, pinta y copia.




l l l l l l L L L L L

lo li la lu le

 Rodea los dibujos que lleven "l".




 Rodea la letra "l".

l e o a o
 a u l
 i l i
 l i u a
 i u a
 e l i
 l i o
 e i l a l u
 i l o e o a
 l e l e l u e


 Rodea la letra "l".



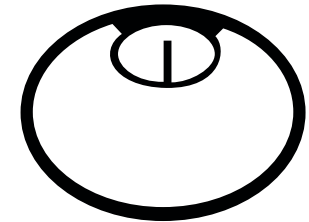
pistola



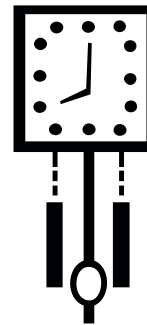
lámpara



plátanos



báscula





reloj





escalera

 Copia los dibujos de la izquierda en los recuadros de la derecha o inventa tu otros.



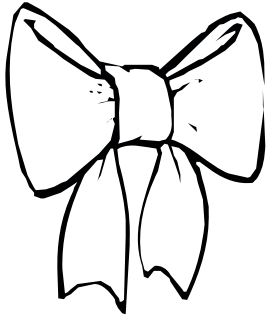
la

lo



li


le

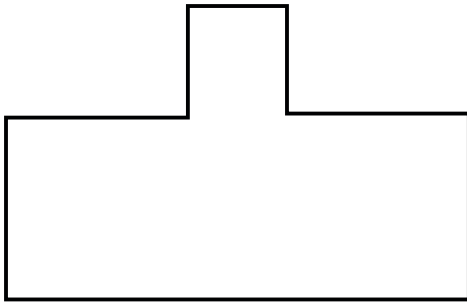


lu

la

la le li lo lu


 Recorta y pega las letras para formar la palabra.
Comienza por la que tiene el número 1.

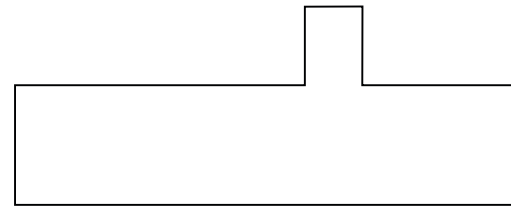



l

a

¹a

 Recorta y pega las letras para formar la palabra.
Comienza por la que tiene el número 1.



u






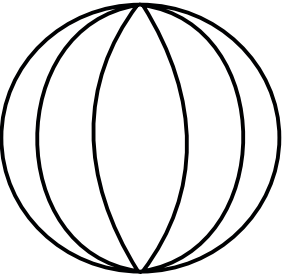








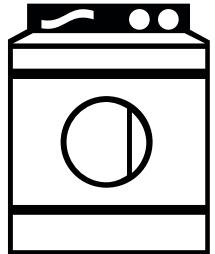






a

¹a


l



la le li lo lu

 Mira si los nombres tienen la, le, li, lo, lu, y escríbelo.

 <u>la</u>		_____		_____		_____		_____	
_____		_____		_____		_____		_____	
_____		_____		_____		_____		_____	
_____		_____		_____		_____		_____	

la le li lo lu

 Junta las sílabas para formar la palabra.



au la
 ↓ ↓
aula

Lo la
 ↓ ↓

li la
 ↓ ↓

lí o
 ↓ ↓


la le li lo lu


 Escribe el nombre.











 Escribe la sílaba por la que empieza.

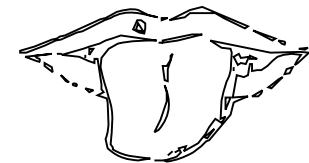












la le li lo lu



Lee, copia y dibuja.

lila



olía



oía



olé



Lola




ele



Escribe los nombres de los dibujos.










al el il ol ul

 Escribe "el" o "la" según convenga.

el




la





la



el
















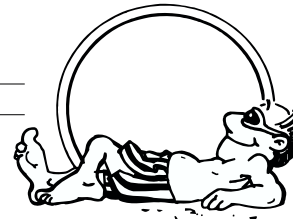








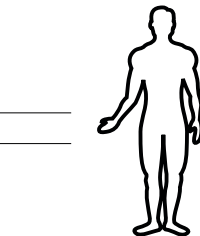

















al el il ol ul

 Observa, une y copia.


al



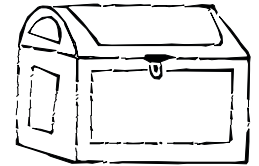
al




el



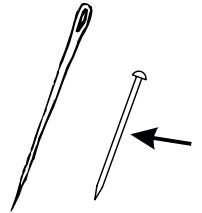
el



il




il



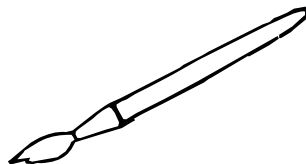
ol




ol



ul



ul



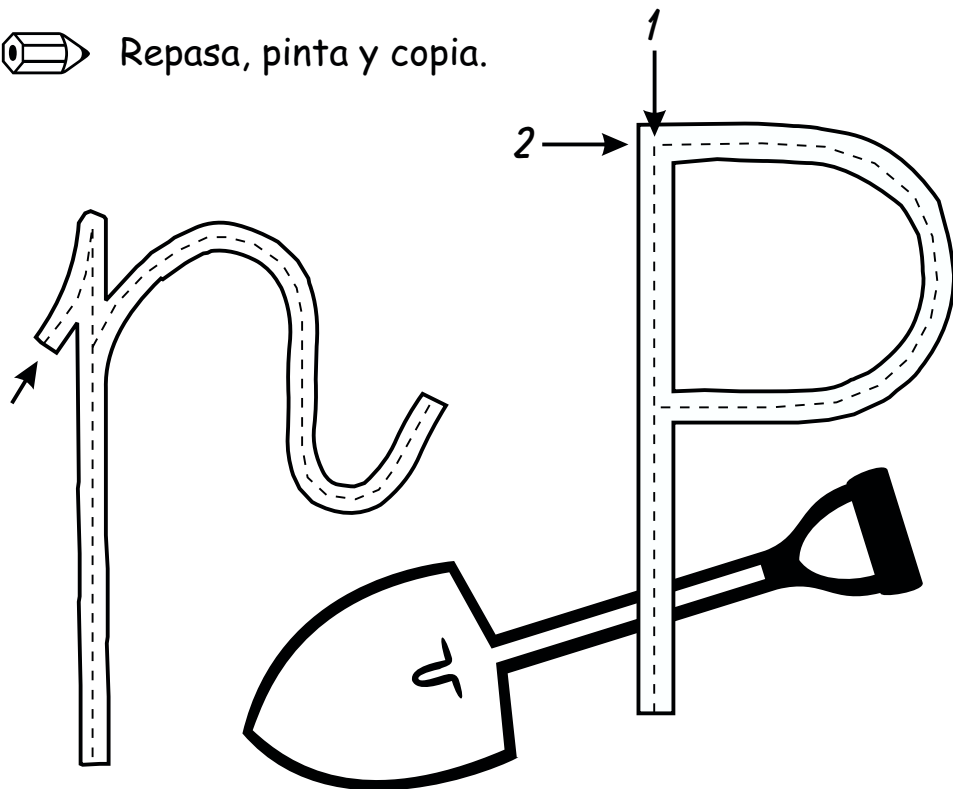
NOMBRE:

FECHA:

P01.



Repasa, pinta y copia.



p p p p p P P P P

pa pe pi po pu



Rodea la letra "p".

A large rectangular box containing a word search grid. The grid consists of several rows of lowercase letters. The letters 'p', 'a', 'i', 'u', 'e', and 'l' are scattered throughout the grid, intended for the student to identify and circle the letter 'p'.

pa pe pi

po pu

 Lee, escribe y une las palabras con los dibujos.

 Pinta los espacios que tengan la letra "p".

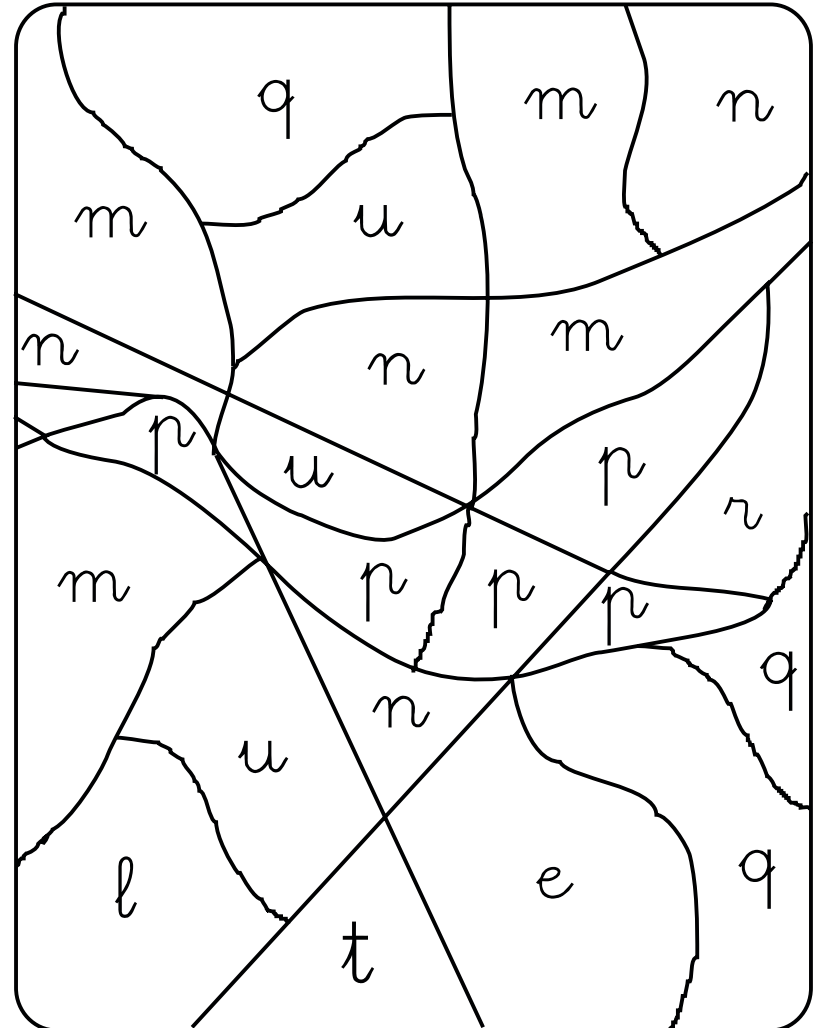
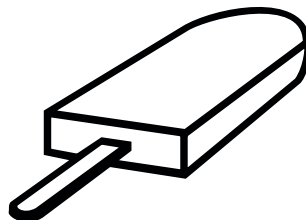
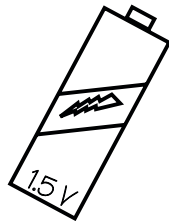
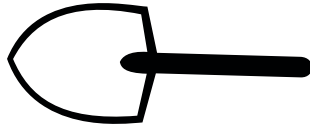
pala

pelo

pila

polo

lupa



NOMBRE:

FECHA:

P03.

pa

pe

pi

po

pu



Lee y haz los dibujos.

pala


pelo

pila

polo

lupa

papá

 Une los dibujos con la sílaba por la que empiezan.

la le li lo lu

la

==

le

==

li





==

lo

==

lu

==



pa pe pi po pu

pa

==

pe

==

pi


==

po

==

pu

==



NOMBRE:

FECHA: . .

P05.

l

n



Completa con "l" o con "p" y haz los dibujos.

Blank box for drawing
no o

Blank box for drawing
Pe e

Blank box for drawing
ne o


Blank box for drawing
nu a

Blank box for drawing
ie

Blank box for drawing
pi a

Blank box for drawing
alo

Blank box for drawing
rape

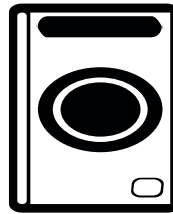
 Une los dibujos con la sílaba por la que empiezan.

la le li lo lu

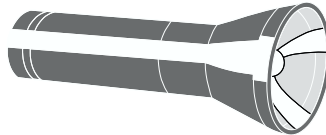
la




le



li



lo




lu




pa pe pi po pu

pa



pe




pi



po



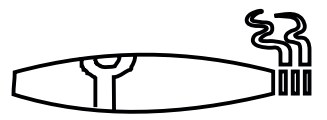








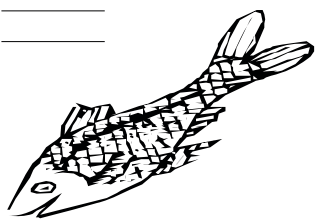





pu



pa pe pi po pu


Escribe "pa, pe, pi, po, pu" según el nombre.



pa pe pi po pu

 Completa los nombres de los dibujos y copia.

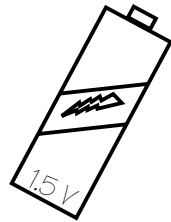
... pá




... lo



... la



... pel



... e




... lo




Lu...




... pa




... lo



... pa



pa pe pi po pu

 Relaciona y descubre las palabras ocultas rodeándolas.

 Escribe los nombres y pinta los dibujos.

e

l

u

n

a

o

i

U

I

P

E


L


O


A

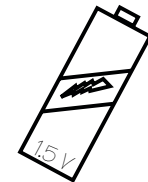












NOMBRE:

FECHA:

P10.



Escribe palabras con estas sílabas y dibuja:



Four sets of handwriting lines with empty boxes for drawing.



Lee, escribe y haz los dibujos.

Pepe olía la lila.

Handwriting practice lines for the sentence 'Pepe olía la lila.' with empty boxes for drawing.


Papá lee el 

Handwriting practice lines for the sentence 'Papá lee el libro' with empty boxes for drawing.


pa pe pi po pu

 Completa los nombres de los dibujos y copia.

pa.....



pa.....



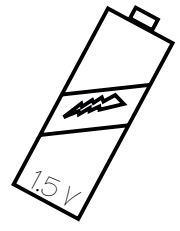
pe.....




.....pe




pi.....




pi.....



pa.....



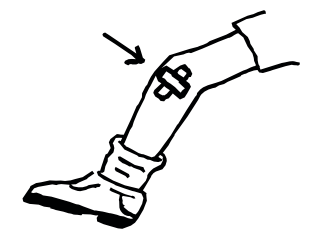
po.....



pi.....



pu.....



NOMBRE:

FECHA:

MOI.

ma

me

mi

mo



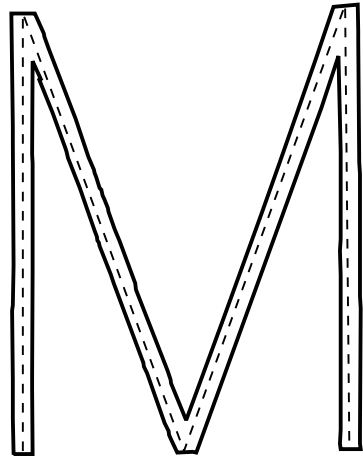
mu



Repasa, pinta y copia.



Rodea y pinta los dibujos que tengan "m"










m m m m M M M M

Blank handwriting lines for practice.

ma me mi mo mu

Blank handwriting lines for practice.



NOMBRE:


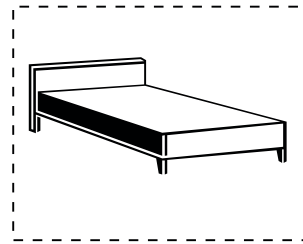

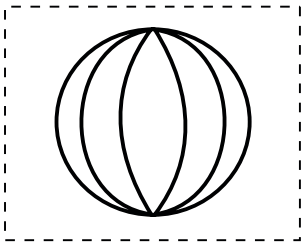


FECHA:

MO2.

 Recorta los dibujos y pégalos en su sitio.

m		

m		




NOMBRE:

FECHA:

MO3.

 Copia las frases y haz los dibujos.

 Copia los nombres.

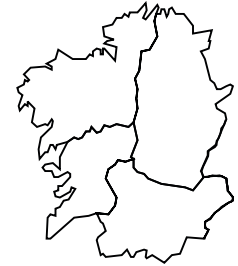
Mi mamá muele.



mamá




muela




mapa


Mi papá me mima.




puma






mula






lima


 Escribe lo que dicen ...



muuu-miauu-mamá




 Observa los nombres y rodea la letra "m".




almendras



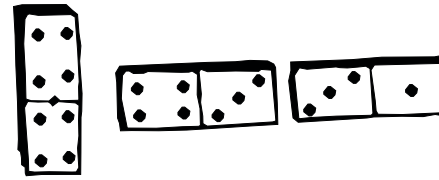
camarón



bombona



chimenea




dominó



empanada



fantasma



flamenco



gnomo

NOMBRE:

FECHA:

MO5.

 Copia la palabra y haz el dibujo.

paloma

amapola




malo

mula

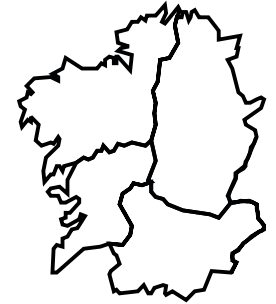


pomelo

Mili






 Completa el nombre y copia 2 veces.



ma

..... ela


..... pa



pu

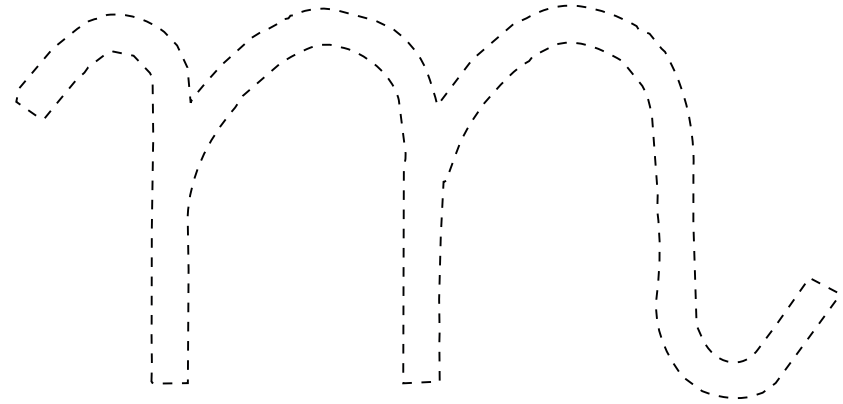
..... la

li

 Rodea la letra "m".

e n m n
 u i a u a
 m u o n a
 n e m i e
 m n e m
 e o a n
 u n m n o


 Repasa y pinta la letra.



 Copia y dibuja quién dice ...

miau

muuu



NOMBRE:

FECHA:

M07.

ma

me


mi

mo

mu



Completa y haz dibujos que empiecen por ...



a →

ma

e →

me

i →


mi

o →

mo

u →

mu



NOMBRE:

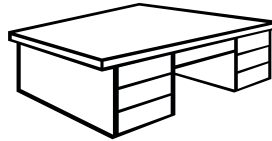
FECHA:

MO8.

ma me mi mo mu

 Une sílaba con dibujo y copia.


ma



me



mi




mo



mu



 Une palabra con dibujo y copia.

Mimí




mula




paloma



pamela



lima



ma

me

mi

mo

mu



Lee, copia y dibuja.

mamá

mapa



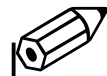
muela

puma



pelea

lima



Escribe palabras con las sílabas rodeadas y otras.



NOMBRE:

FECHA:

M10.

ma me mi mo mu



Rodea las palabras iguales del mismo color.



Rellena el crucigrama con mayúsculas.

miel pomo mula

mapa lima mamá

muela malo

pomo

pamela pomelo

mamá muela

lima

mula mapa

pamela

malo miel

The crossword puzzle grid consists of the following cells:

- Row 1: 4 cells
- Row 2: 1 cell, 3 cells
- Row 3: 4 cells
- Row 4: 1 cell, 1 cell, 1 cell, 1 cell, 1 cell
- Row 5: 4 cells
- Row 6: 1 cell, 4 cells

Clues and illustrations:

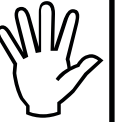
- Map of Spain (top) points to Row 1, Column 1.
- Woman holding a baby (left) points to Row 1, Column 2.
- Camera (left) points to Row 3, Column 1.
- Tooth (right) points to Row 2, Column 3.
- Comb (bottom) points to Row 5, Column 1.

NOMBRE:

FECHA:

M11.

ma me mi mo mu



Descubre los mensajes secretos y dibuja.

M L m l a e i u

○	●	□	■	▽	▽	▒	◻
---	---	---	---	---	---	---	---

○	▒	□	▽	□	▽	□	▽	▽	□	▽	▽
---	---	---	---	---	---	---	---	---	---	---	---



●	▽	□	▒	■	▽	□	▽	▽
---	---	---	---	---	---	---	---	---




Descubre las palabras escondidas y dibuja.


l	a	a	r	o	m
---	---	---	---	---	---

--	--	--	--	--	--

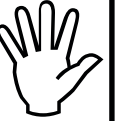
o	a	m	a	l	a	r
---	---	---	---	---	---	---

--	--	--	--	--	--	--







ma me mi mo mu



Completa los nombres con "ma, me, mi, mo, mu".



pa.....



pa...lo




pa...la





palo.....





Escribe "ma, me, mi, mo, mu" según el nombre.

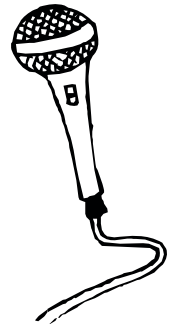




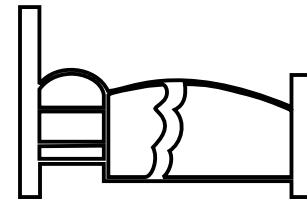













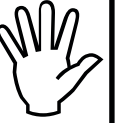


NOMBRE:




FECHA:

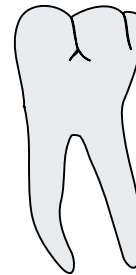


M13.

ma me mi mo mu



Escribe nombres con "m".



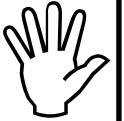


NOMBRE:

FECHA:

M14.


ma me mi mo mu




Lee, escribe y dibuja.

Mi papá mea.


Handwriting practice lines for the word 'mea'.



Escribe los nombres.



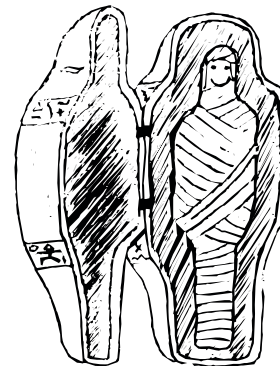

Handwriting practice lines for the word 'mea'.



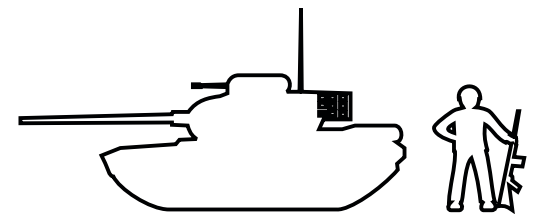
Handwriting practice lines for the word 'mea'.

Mi mamá muele.

Handwriting practice lines for the word 'muele'.



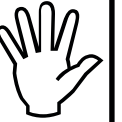
Handwriting practice lines for the word 'muele'.



Handwriting practice lines for the word 'muele'.


mea-eme-nomia-mili

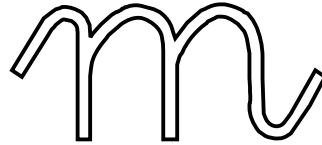
ma me mi mo mu

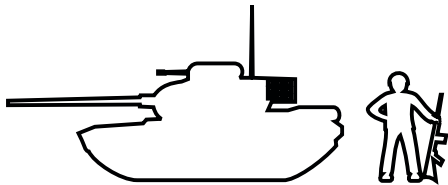


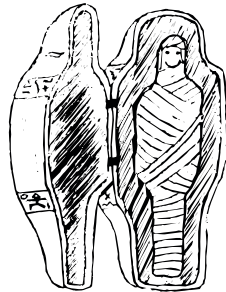
Descubre las palabras escondidas y cópialas en sus sitios 2 veces.

ememilimeamomia

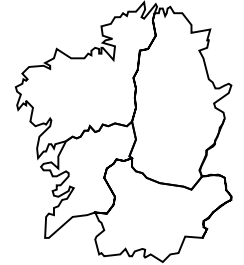
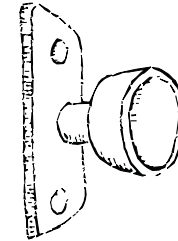











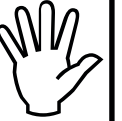
Junta las sílabas y forma los nombres.



li po pa ma pu lo la mo mu



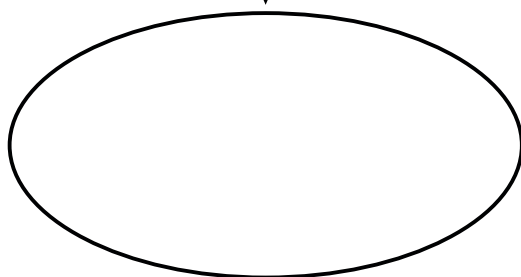

ma me mi mo mu



Coloca cada palabra en su sitio. Descubre la palabra escondida en vertical y dibújala.

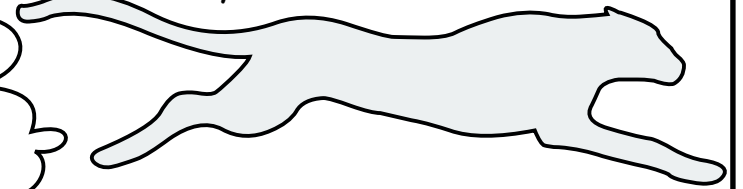
lima muela mío
amapola paloma

?




Ordena las palabras y forma frases.


puma
El
pelea.



lame.
mula
La



Mi
mola.
paloma



lee.
mamá
Mi

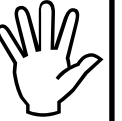


NOMBRE:

FECHA:

M17.

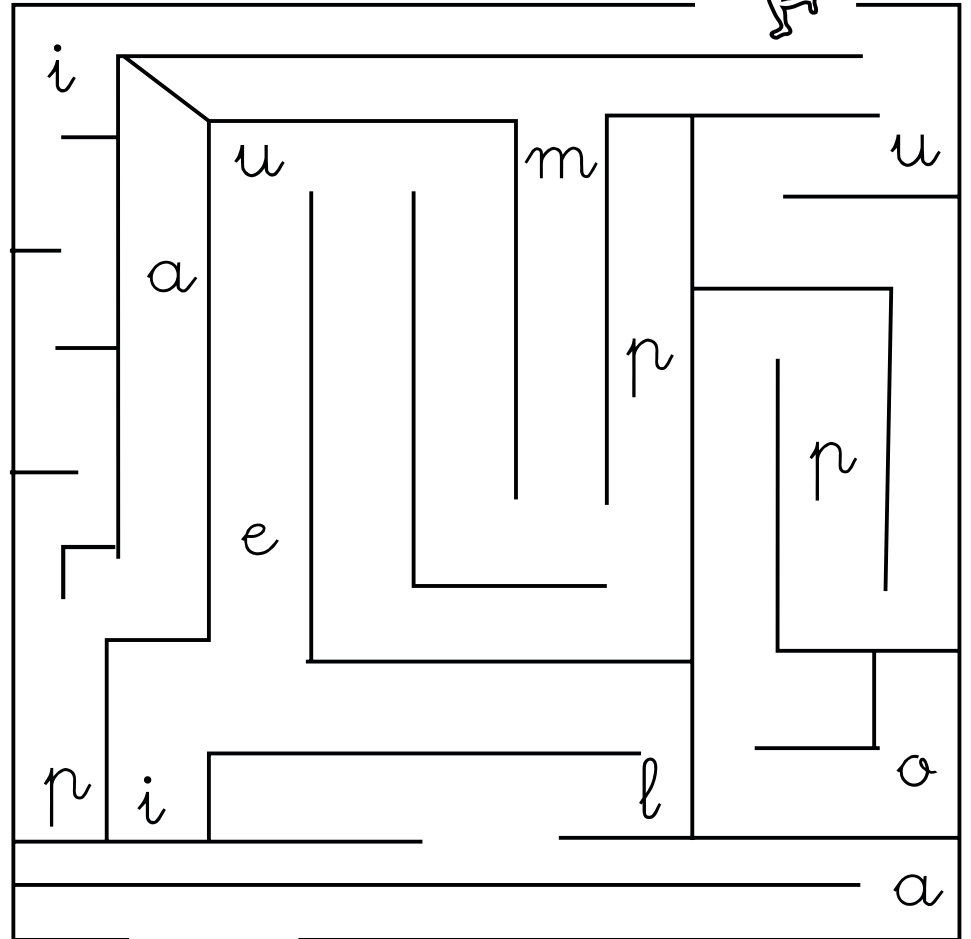
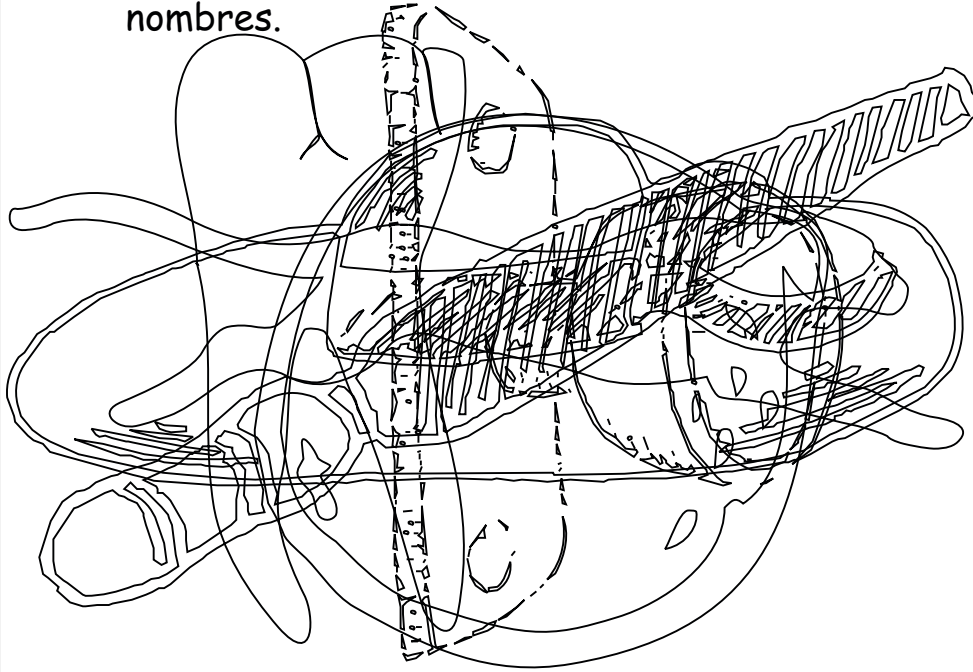
ma me mi mo mu



Descubro lo que hay escondido y completo sus nombres.



Descubre la palabra escondida en el laberinto.



li.....

mu.....

pu.....

pa.....

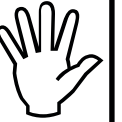
po.....

po.....





ma me mi mo mu



Pinta mayúscula y minúscula de un mismo color.



Escribe cada palabra en su sitio.

M

o

u

A

n

L

I

e

i

E

O

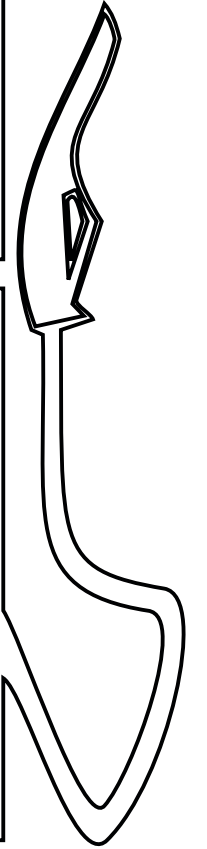
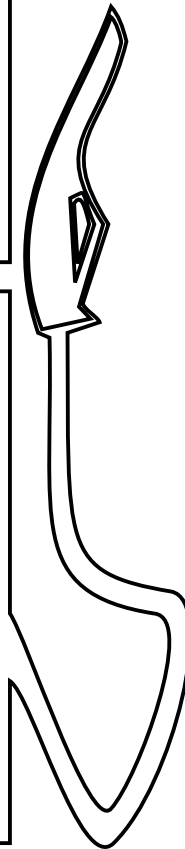


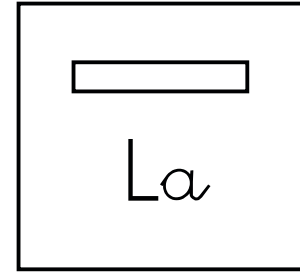
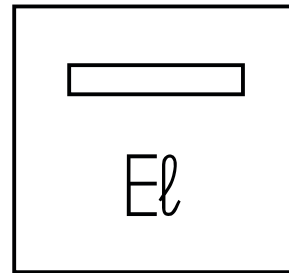
l

U

m

a

P



NOMBRE:

FECHA:

M19.

ma

me

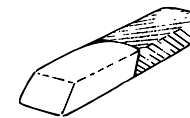

mi

mo

mu



Rodea cada dibujo con la forma adecuada. Pinta luego del mismo color sílaba y dibujo.



NOMBRE:

FECHA:

M20.

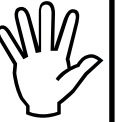
ma

me

mi

mo

mu



Lee, escribe con minúsculas y dibuja.

LAMA



MUELA



POMELO



MALO



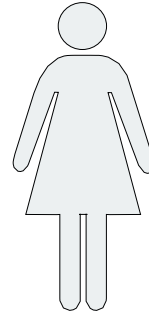
MAPA



PAMELA



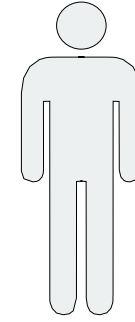
Escribe cada nombre en su sitio (hombre o mujer).



Mili

Paula

Lupe



Lolo

Pepe

Milú





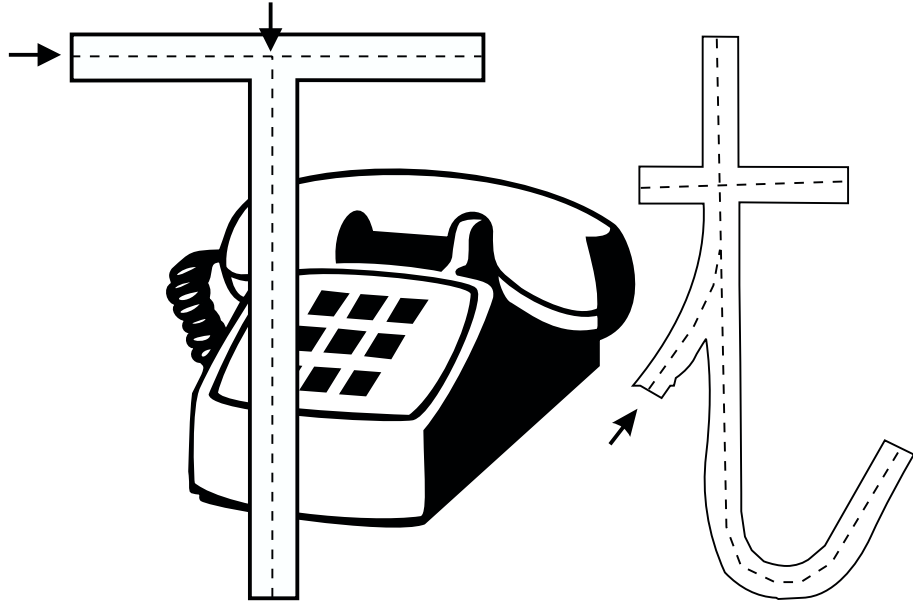








 Repasa y pinta.




 Copia.

t t t t T T T

ta te ti to tu

 Escribe y haz el dibujo.


La moto alta.





Mamá toma té.



ta te ti to tu

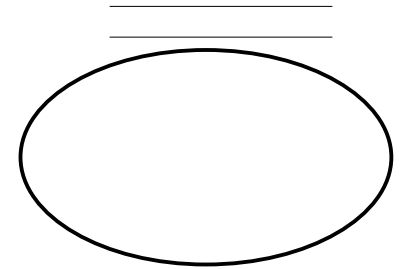
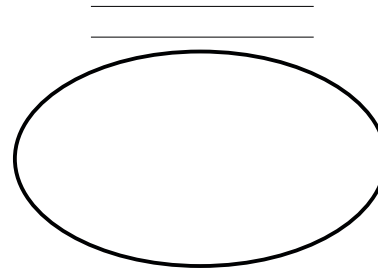
 Rodea y pinta los dibujos que tengan "t".



 Copia y haz los dibujos.


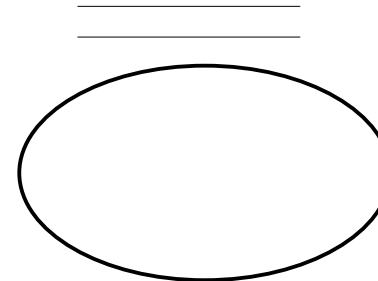
tela

moto



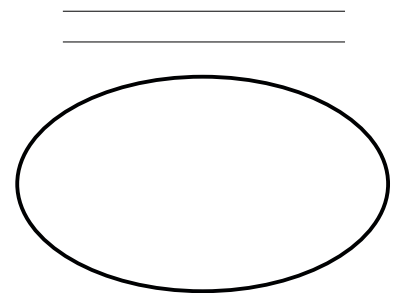
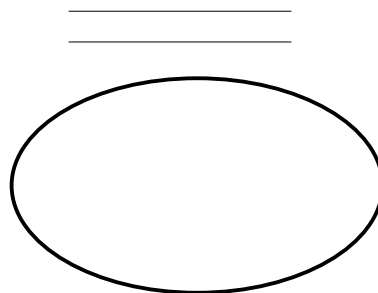
pato

tele



pito


tomate



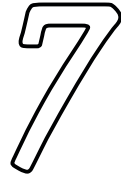
ta te ti to tu

 Observa si los dibujos tienen "ta, te, ti, to, tu", y escríbelo.

ta



==




==




==




==




==



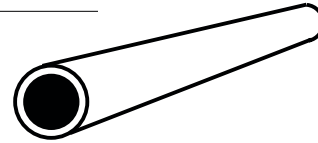
==



==



==




==




==



==




==



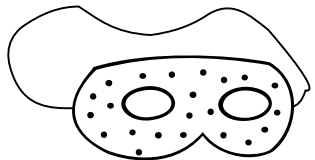
==




==




==



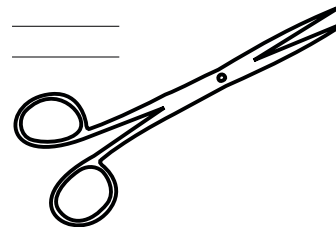
==




==




==




==

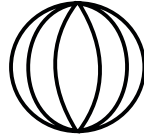


ta te ti to tu

 Une y luego escribe las palabras.

 Completa con "ta, te, ti, to, tu" y copia.

lata



pato



pelota

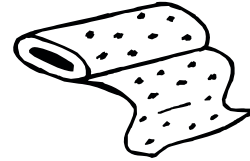


tomate



paleta






...la



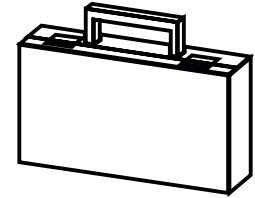
...po




po...to



pi...



male...



pa...o

ta

te

ti

to

tu



Lee, copia y dibuja.

tila



auto



pauta



pétalo




pote




tapete

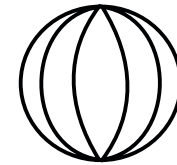



Escribe los nombres.

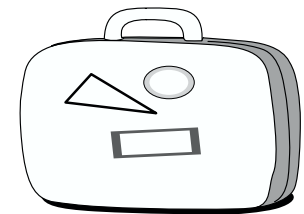












ta te ti to tu

 Escribe los nombres y luego copia.



La aleta

El



 Une las palabras iguales.

piloto

tele

pelota

paleta

paleta

piloto

tía

tila

tele

pelota

tila


tía

 Copia y dibuja.


La paleta




El tomate



ta te ti to tu

 Rodea "ta, te, ti, to, tu" en las palabras:

alicates antena
 camioneta
 billete castelo
 castillo
 botón chincheta
 elefante
 chocolate etiqueta
 diamante
 hotel laberinto
 planta bote

 Une, copia y pinta.


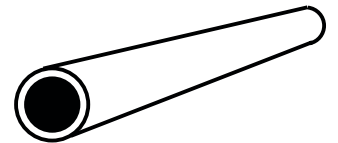

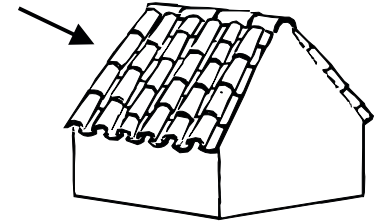
ta

te

ti

to

tu



ta te ti to tu



Une las minúsculas con las mayúsculas y descubre palabras en vertical.

i

e

m

u

l

t

a

o

n

M

L

E

U

P

A

T

I

O



Lee, copia y dibuja.

tío



teta



tapa



lata



Mateo



patio




ta te ti to tu

 Une las sílabas para formar los nombres y copia.

ta
pa



pa
ta




to
pi




ta
le
ma




ta
pa
le

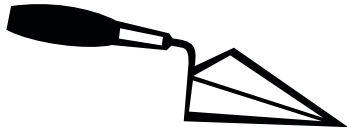



ma
te
to




ta te ti to tu

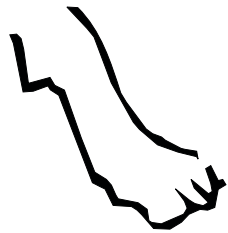
 Escribe los nombres.







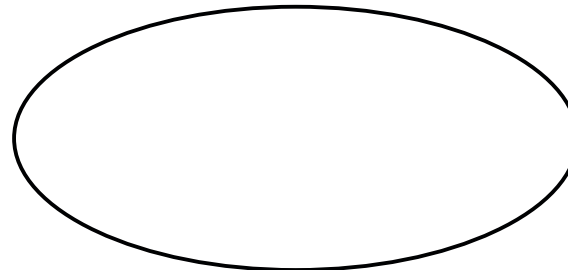
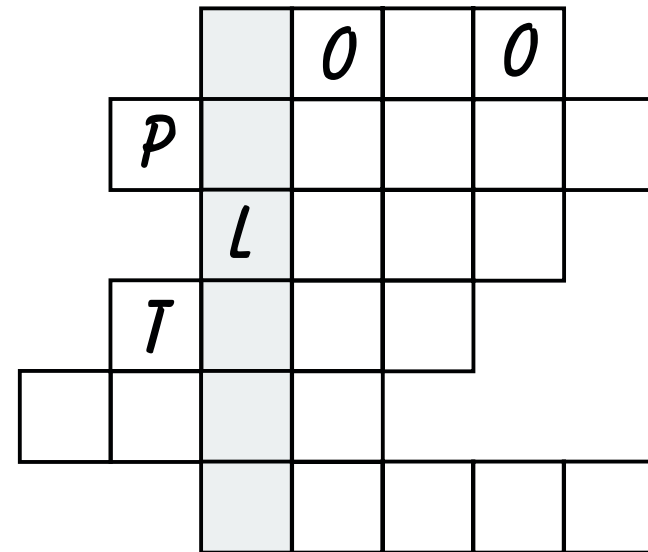







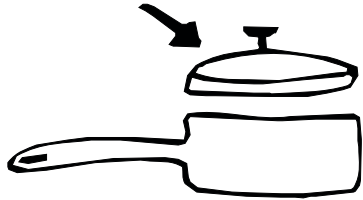


 Completa con las palabras anteriores, descubre la palabra escondida y dibújala.

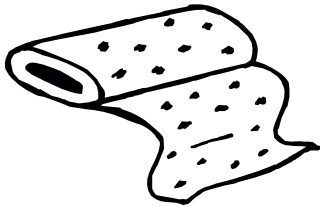



ta te ti to tu


 Escribe los nombres.








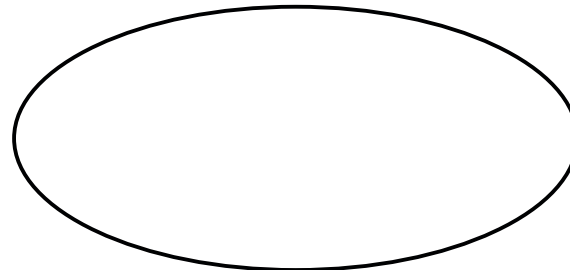






 Completa con las palabras anteriores, descubre la palabra escondida y dibújala.


	T	A				
P	O					
	T	E				
	P	A				




ta te ti to tu

 Ordena las frases y dibuja.

toma
Tito
tila.




té.
toma
Teo



pelea.
Tu
topo



 Rodea y pinta los siguientes objetos:

auto


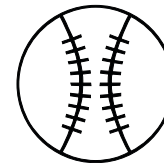



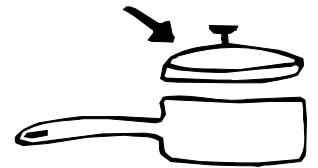
topo

pito

pelota

tila


tía

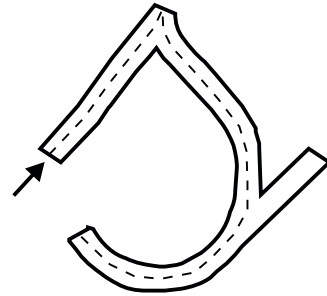
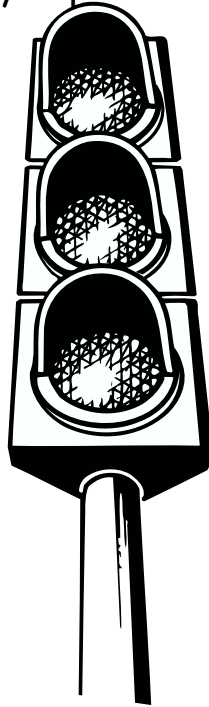
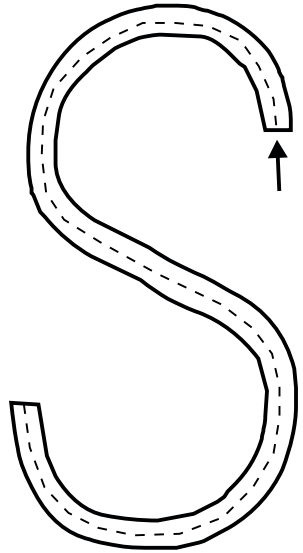


NOMBRE:

FECHA:


501.



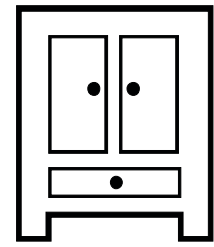
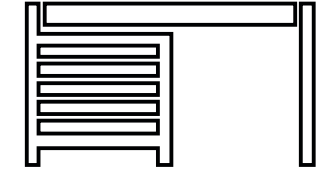







 Repasa, pinta y copia.



◁ ▷ ▷ ▷ ▷ ▷ S S S S S








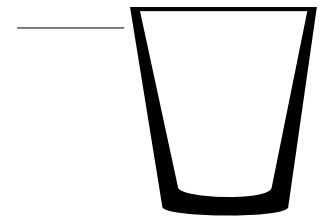


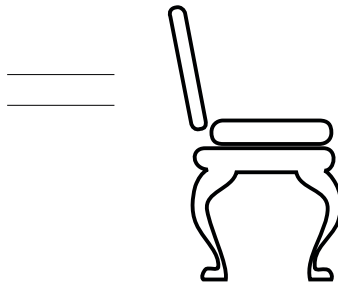
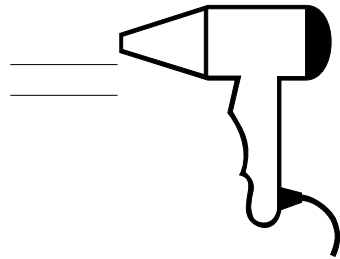



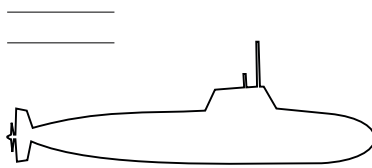
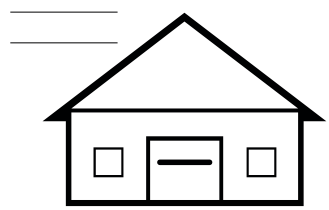
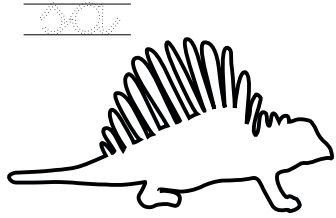
sa se si so su

 Rodea y pinta los dibujos que tengan "s".



Sa Se Si So Su sa se si so su

 Observa si los dibujos tienen "sa, se, si, so, su", y escríbelo.



Sa Se Si So Su

 Lee, copia y dibuja.

misa



paso



solapa



misil



satélite



aseo



sa se si so su

 Lee, escribe y une con los dibujos.


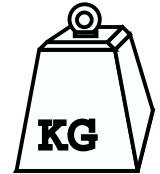

sopa

pesa


sapo

sol

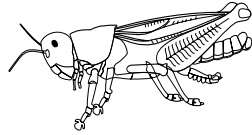

Suso



Sa Se Si So Su

 Rodea del mismo color la sílaba y los dibujos que empiezan por ella.

Sa



Se



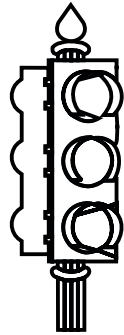
6

Si



7

So



Su

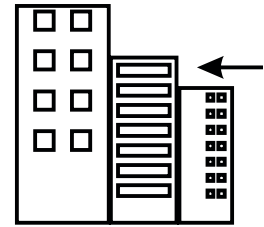


sa se si so su


 Completa con sa. se. si. so. su.



mi_____



pi_____




pa_____



pi_____




to_____



pa_____

Sa Se Si So Su


sa se si so su

 Une y rodea las palabras ocultas.

 Completa con "sa, se, si, so, su".

i
e
s
a
l
t
o
p
u
m

O
P
S
I
L
U
E
T
A
M

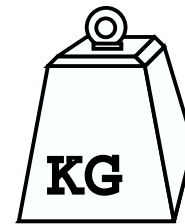


a.....

1
+ 1

2

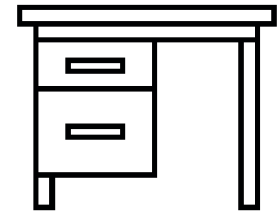
.....ma



pe.....



o.....




me.....



.....ta

Sa Se Si So Su



Lee, escribe y haz los dibujos.

El sapo pisa la sal.



Elisa pasea sola.



sa se si so su

Samuel amasa la masa.



Ese oso es mimoso.




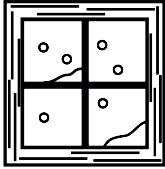
Sa Se Si So Su

sa se si so su

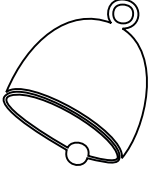


Escribe "ese" o "esa" según convenga.

ese  _____

 _____

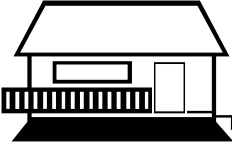
esa _____ masa _____ paseo

_____  _____


_____  _____


_____ pulso _____ salsa

_____  _____


_____  _____


_____ sopapo _____ suela

_____  _____

_____  _____

_____ sitio _____ aseo


_____  _____

_____  _____

_____ poesía _____ suma

Sa Se Si So Su

 Une y copia.



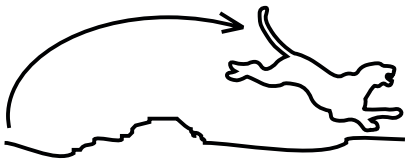
salto

6

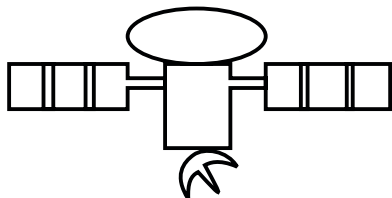
siete

7

isla



satélite



seis

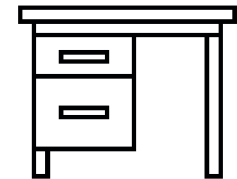
sa se si so su


 Escribe los nombres.






$$\begin{array}{r} 1 \\ + 1 \\ \hline 2 \end{array}$$








as es is os us


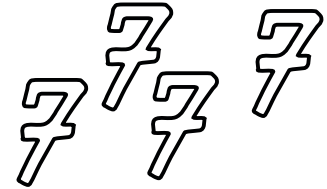
 Fíjate en los dibujos y escribe.



oso



osos



esos

esas



Escribe "esos" o "esas" según convenga.

esos




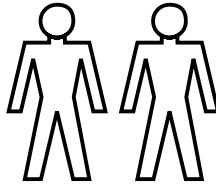


esas

osas


osos






sapos


sopas





pasos

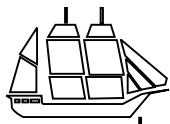
pisos





setas


sietes








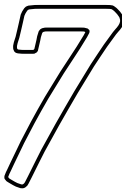




pesos


salas



as es is os us

 Rodea y pinta los dibujos con "as, es, is, os, us".



 Escribe "este" o "esta" según el nombre.

este esta

_____ pasta _____ susto

_____ mes _____ pista


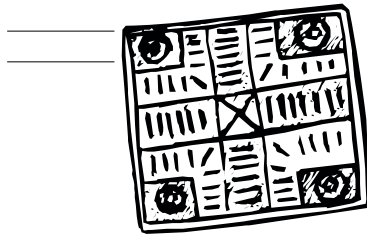


_____ postal _____ poste

_____ oasis _____ aspa

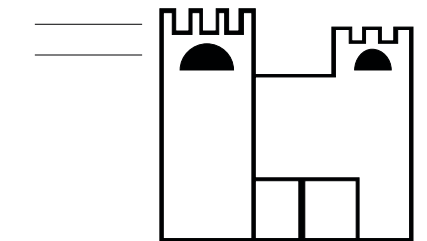


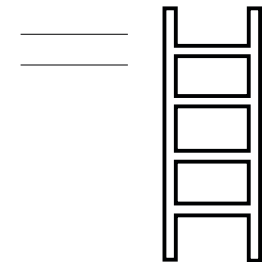

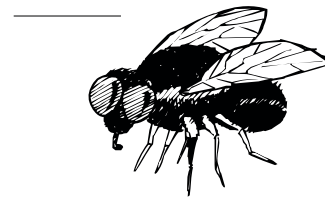

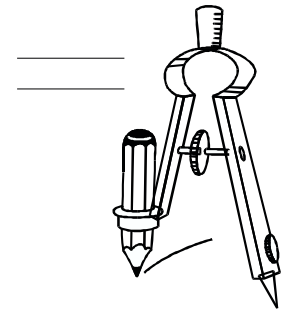
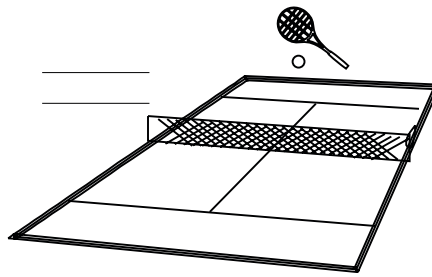

_____ esposa _____ siete

as es is os us

 Observa si los dibujos tienen "as, es, is, os, us", y escríbelo.




2



as es is os us

Completar con "as, es, is, os, us" y copia.



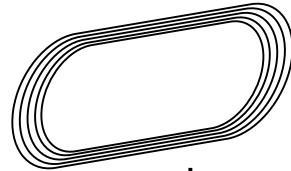
...poso



p...tel



oas...



p...ta



p...te



s...to

Escribir los nombres.






1 + 1 = 2

MARZO

Lu	Ma	Mi	Ju	Vi	Sa	Do
1	2	3	4	5	6	7
8	9	10	11	12	13	14
15	16	17	18	19	20	21
22	23	24	25	26	27	28
29	30					




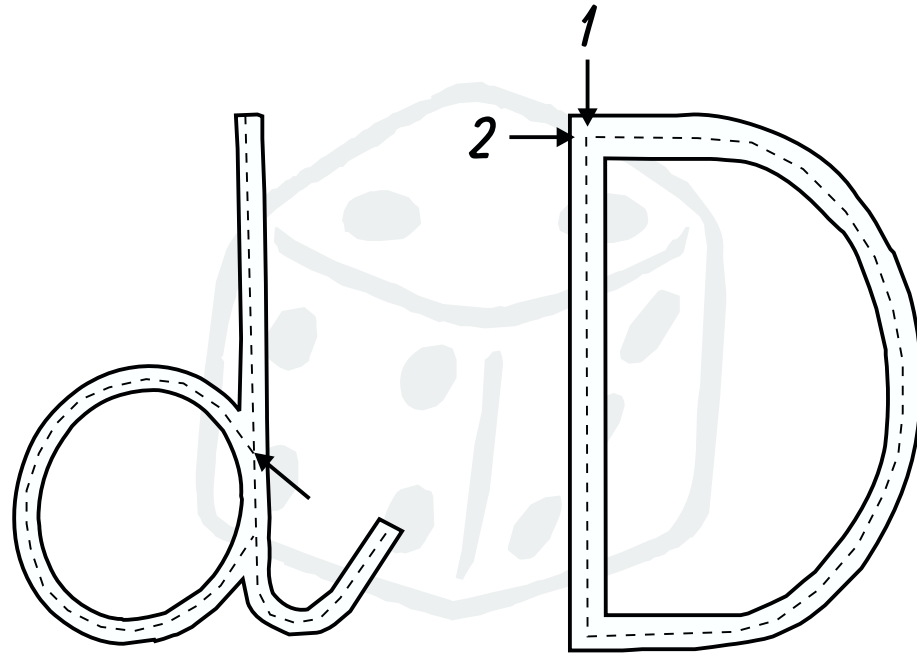


NOMBRE:

FECHA:

D01.


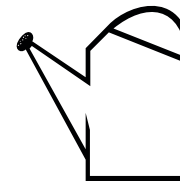

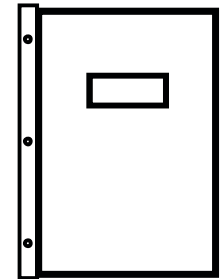


 Repasa, pinta y copia:




d d d d d D D D D

da de di do du


 Pinta los dibujos que tengan "d".



da de di do du

 Observa si los dibujos tienen "da, de, di, do, du" y escríbelo.


di




==




==




==




==




==



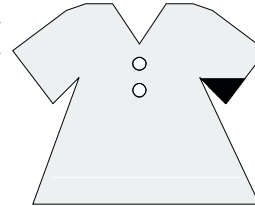
==




==



==




==



==

10

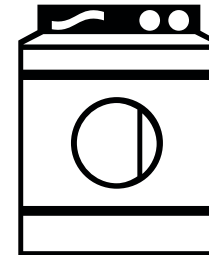
==




==



==



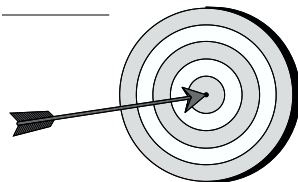
==




==

12

==




==



==

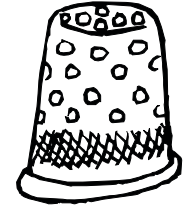




==



da de di do du

 Junta las sílabas para formar palabras y copia.



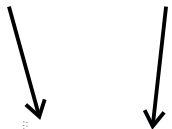
da ma


da do


de do


sol da do


de dal


dama











Rodea la letra "d".

David

Adela

domador

Damián

Dalila

moda

duda

dolor

miedo

cadera

codo

colorado

idiota

despertador

odio

adivina

dulce

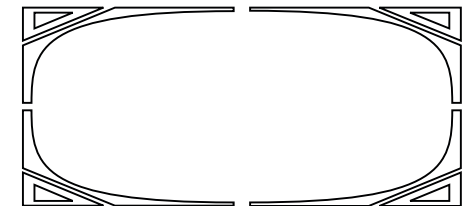
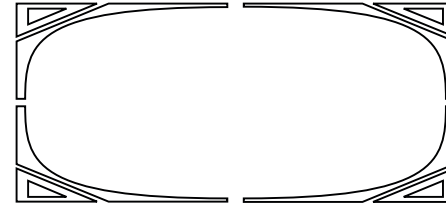
melencuado



Lee, escribe y haz el dibujo.

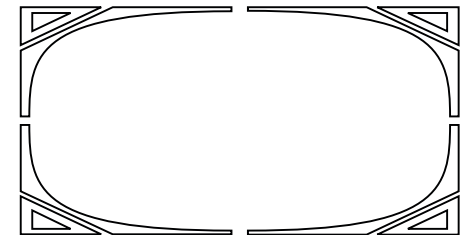
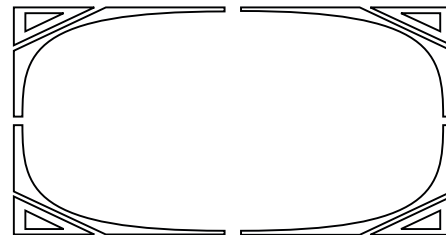
pomada

dos



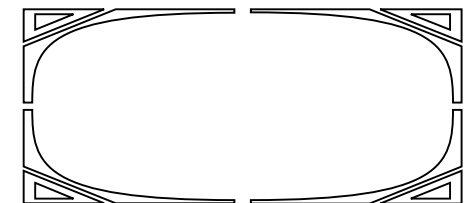
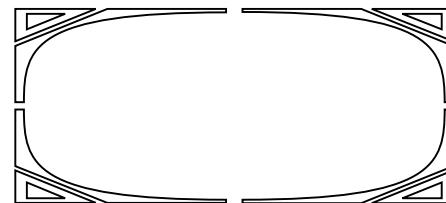
dedal

espada



oído

aldea



da de di do du

 Lee, copia y dibuja.

Me duele el dedo del pie.

Empty rounded rectangular box for drawing.

La diadema es de Lidia.

Empty rounded rectangular box for drawing.

Adela me da dos medias.

Empty rounded rectangular box for drawing.

 Completa los nombres con "da, de, di, do, du".



.....ma



.....a.....ma



solda.....



.....do



.....do




.....ende

da de di do du

 Escribe los nombres en mayúsculas.

a A

todo  TODO

pelado  _____


saludo  _____


duda  _____

idea  _____

idiota  _____

odio  _____



 Lee y completa con los nombres de los dibujos.



2

La _____ duele.

Ese es el _____.



Dame esa _____.

Toma este _____.

da

de

di


do

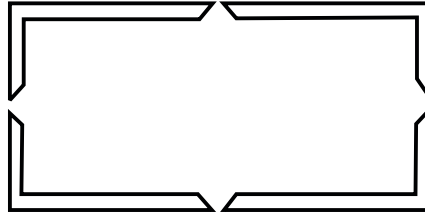
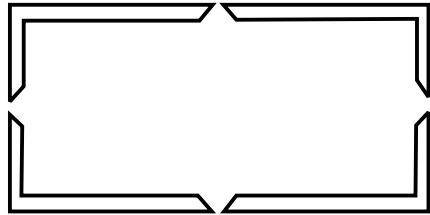


du

 Lee, copia y dibuja.

posada


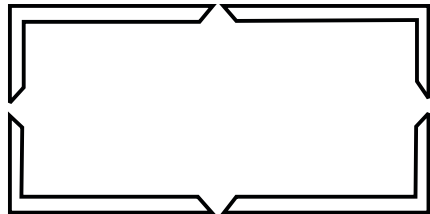
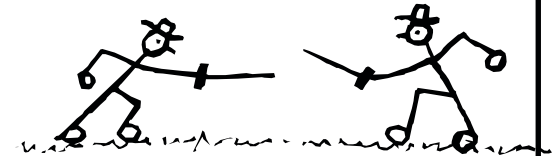

salida

 Escribe los nombres.





soda

asado



peludo

mudo



NOMBRE:

FECHA:

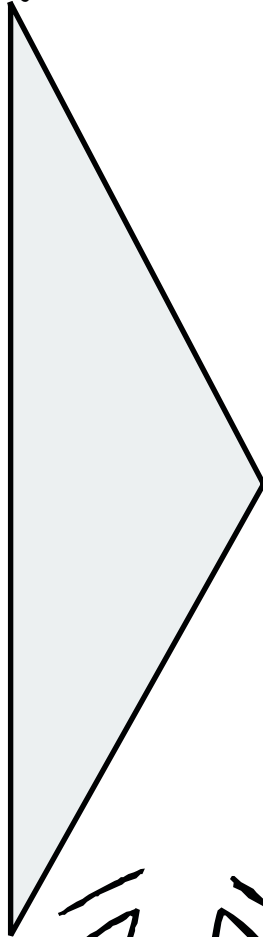
DOS.

da de di do du

 Junta para formar palabras y dibuja.

da
de
mu
pe
solda
tol

do



_____ →

_____ →


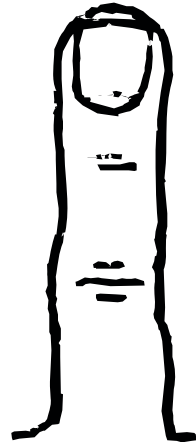
_____ →

_____ →


_____ →


_____ →

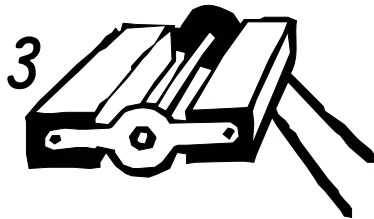
_____ →

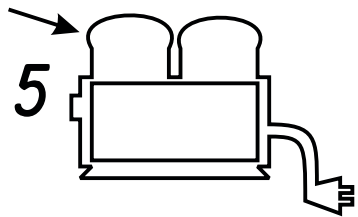



da de di do du

 Escribe los nombres.

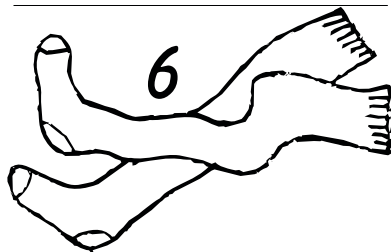





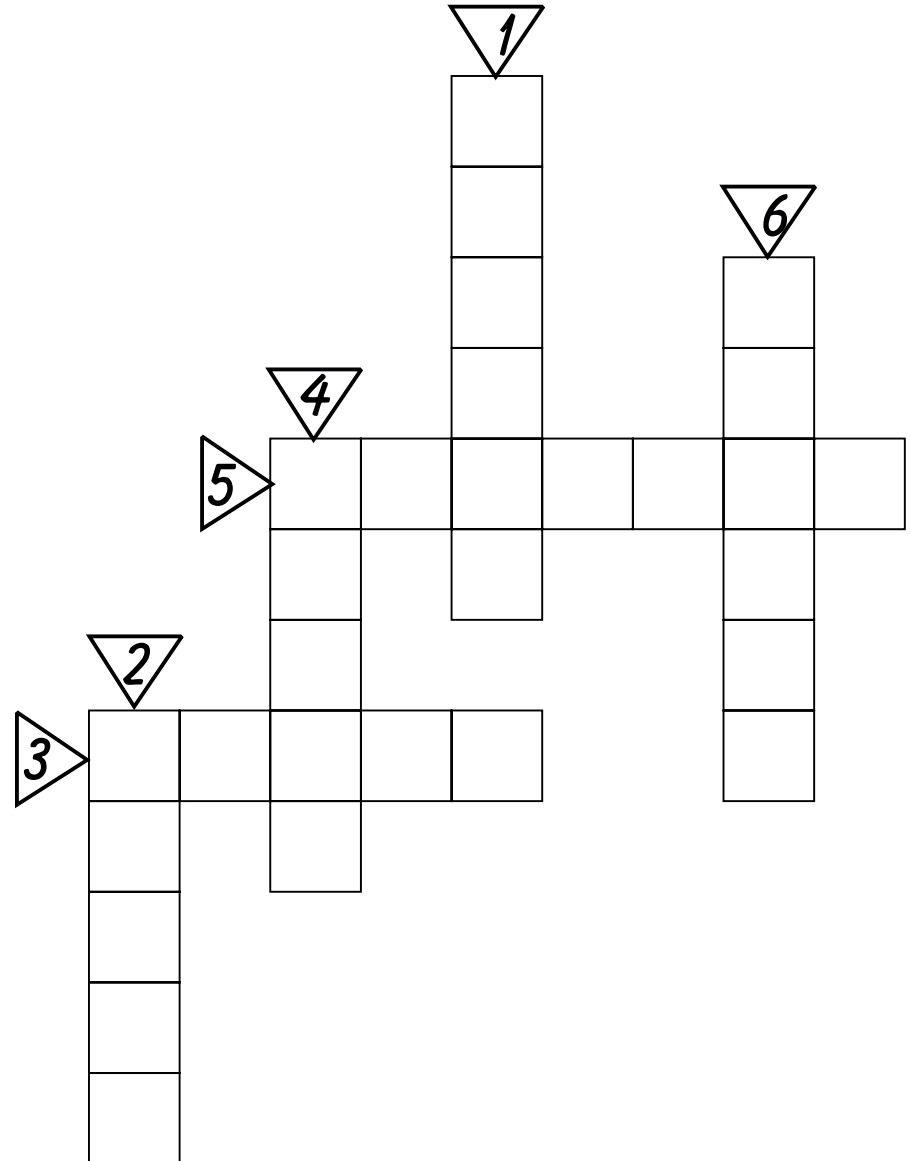








 Llena el crucigrama con las palabras de antes.




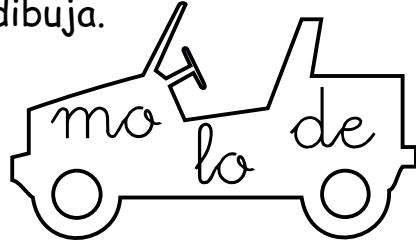
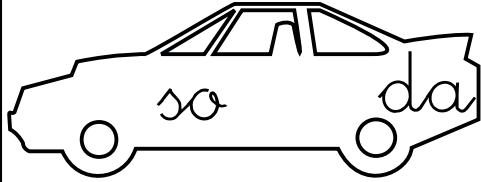
NOMBRE:


FECHA:


D10.


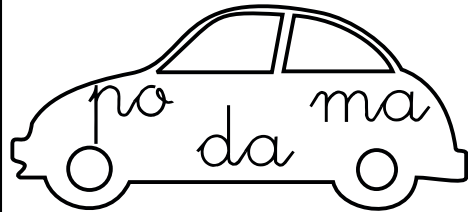
da de di do du


 Descubre la palabra y dibuja.


















 Escribe los nombres.















NOMBRE:

FECHA:


B01.








 Repasa, pinta y copia.




b b b b b B B B B B

ba be bi bo bu

 Rodea los nombres que tengan la letra "b".



ba be bi bo bu

 Rodea la letra "b".

A large rounded rectangular box containing a word search grid. The grid consists of 10 rows and 5 columns of letters. The letters are: Row 1: l, d, t, d, t; Row 2: b, t, l, b; Row 3: d, l, b, t, d; Row 4: b, l, d, l; Row 5: d, b, t; Row 6: l, t, d, t, l; Row 7: b, d, b; Row 8: d, d, b; Row 9: l, t, d, b, l, t.

 Lee, copia y dibuja.

lobo



bota



tubo



bola




bebé



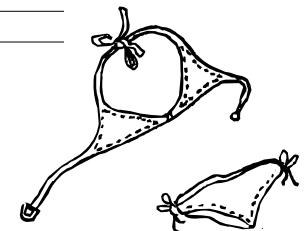

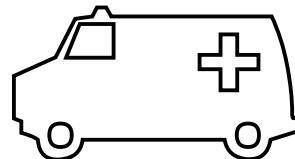
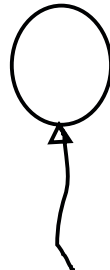




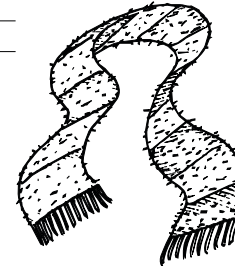



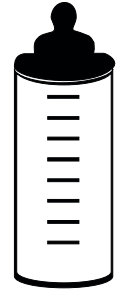


baúl




ba be bi bo bu

 Escribe "ba, be, bi, bo, bu" según el nombre.

ba



ba be bi bo bu

 Completa con "ba, be, bi, bo, bu", copia y dibuja.


bom...

a...ela



...li

tum...



sa...o

...ldosa



 Une y copia.



ba

be

bi

bo

bu




bebé-botella-banco-buzón-bici


ba be bi bo bu

 Lee, escribe y dibuja.

Bea se bebe el batido.

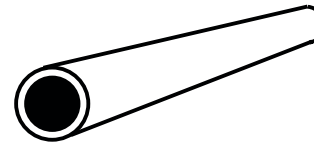


El abuelo baila mal.



 Escribe los nombres de los dibujos.

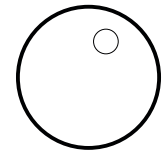












NOMBRE:

FECHA:

B06.

ba be bi bo bu



Descubre lo que dicen, escríbelo y dibújalo.

A E a e i o u l p t s b

+ - × ○ || / \ 0 ① ② ③ ④

+ 0 ② × ③ / ④ ⑤

0 × ① ○ 0 / ④ ⑤ +

- 0 ③ × ④ || /

\ ③ × ④ ⑤ ×

NOMBRE:

FECHA:


B07.

ba be bi bo bu



Dibuja cosas cuyo nombre contenga el sonido "b" en la posición indicada.

b _____



_____ b _____



NOMBRE:

FECHA:

BO8.

ba be bi bo bu



Escribe las letras en orden para formar la palabra y haz luego los dibujos.

t o e b
3 2 4 1




e b a a t
4 1 2 5 3




l u á m b
2 4 1 5 3




s a b t o
5 4 1 3 2



o l b s o
5 3 1 4 2



é d i b
4 3 2 1



ba be bi bo bu



Ordena las palabras para formar las frases y dibuja.

mal. batido sabe El


El toma bibe. bebé


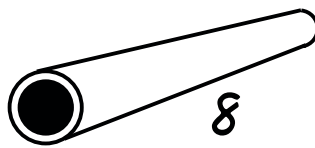
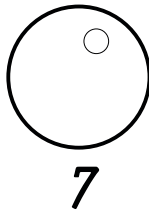
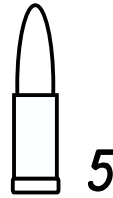
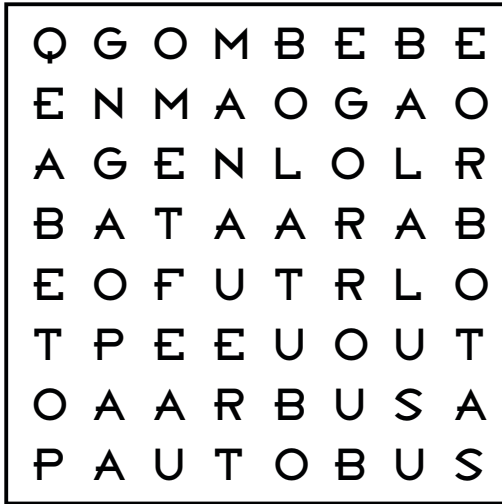
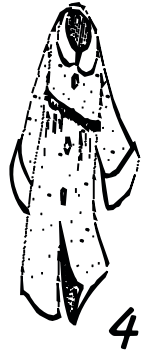

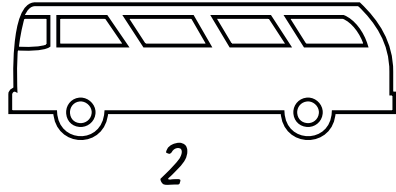
es Bea buena.

todo. sabio El sabe

ba be bi bo bu

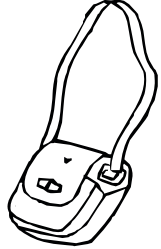
 Busca en la sopa los nombres de los dibujos.


 Llena el crucigrama con las palabras de la sopa.




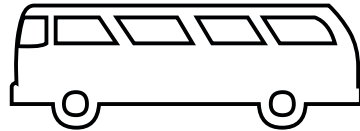
ba be bi bo bu

 Escribe los nombres de los dibujos.


















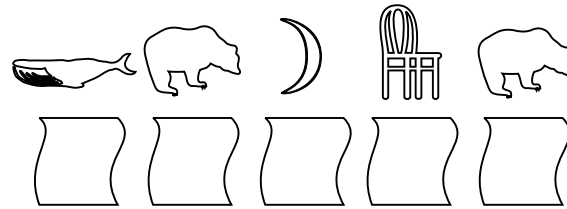

 Escribe las iniciales, forma palabras y dibuja.




_____ →



_____ →



_____ →




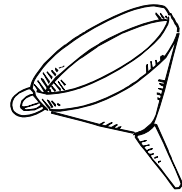
bolso-batú-boli-autobús-abuelo-lobo

ba be bi bo bu




Escribe los nombres de los dibujos.





em






Junta sílabas para formar palabras y copia.









ba be bi bo bu



Resuelve el laberinto y escribe la palabra escondida.

a

t

e l

i

u

a b

NOMBRE:

FECHA:

NO1.


na

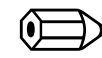
ne

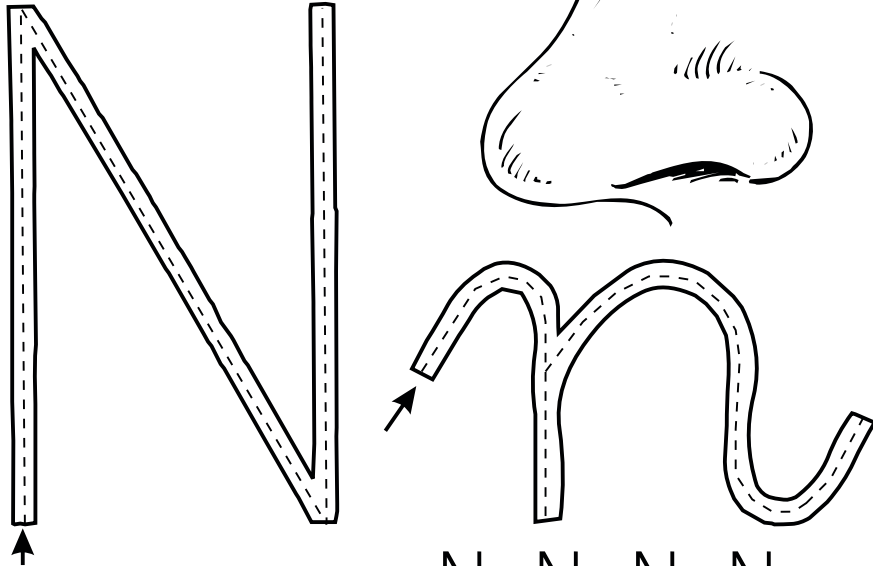
ni

no

nu



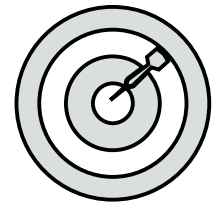

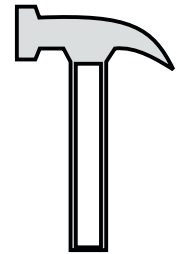

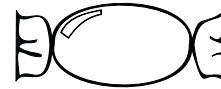


 Repasa, copia y pinta.

 Rodea y pinta los dibujos que tengan "n".



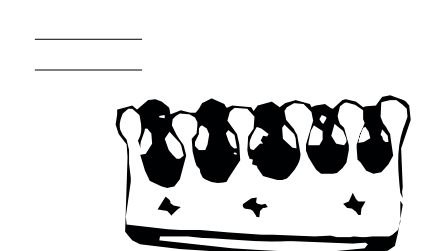


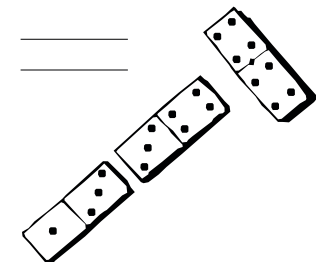




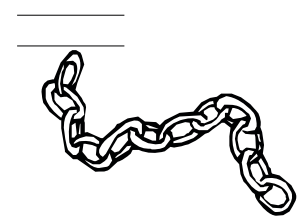


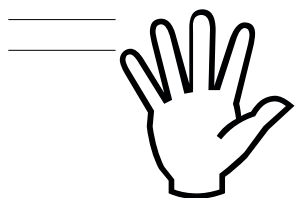
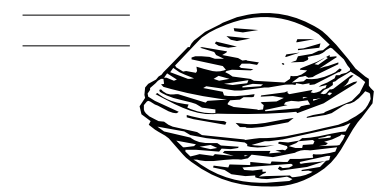


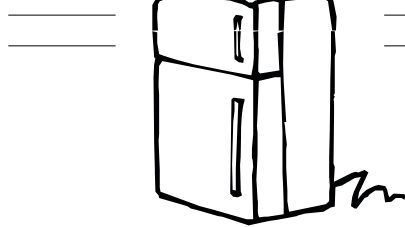

n n n n N N N N

na ne ni no nu





na ne ni no nu

 Observa si los dibujos tienen na, ne, ni, no, nu, y escríbelo.



na ne ni no nu

 Rodea la palabra correcta.

 Lee, une y copia.

	mono mano	nado
	mano momo	mono
	pido miedo	nido
	nobe nube	nuba
	mata nato	nata
	nabo mudo	nudo



na nido

ne nota

ni nube

no nabo

nu nene




na ne ni

no nu


 Une las sílabas para formar los nombres de los dibujos.

 Lee, escribe y dibuja.

na _____
la _____



na _____
A _____




pi _____
no _____



na _____
lu _____




no _____
ma _____




Natalia




animal




penalti




butano



demonio




melena




na ne ni no nu

 Rodea "si" si lleva "n" o "no" si no lleva.


 Completa los nombres de los dibujos y luego copia.



si no




si no



si no



pia.....



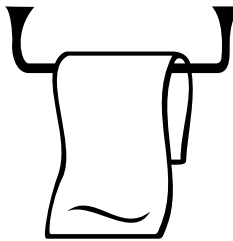
bana.....



si no



si no




si no



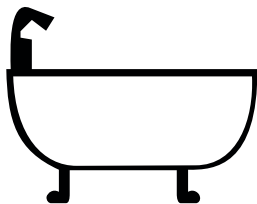
ena.....



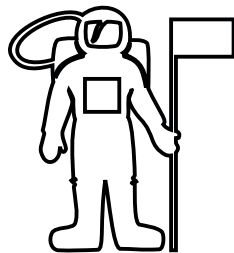
.....da




si no



si no



si no





moli.....




lia.....

na ne ni no nu


 Escribe los nombres.

















 Llena el crucigrama con los nombres anteriores.



nube-mono-nata-nudo-nido-pan

na ne ni no nu

 Escribe los nombres.














 Completa las frases con esos nombres y copia.

Manolo toma un _____.

La _____ es de metal.

La _____ salió del piano.


La _____ tiene dedos.


La _____ es bonita.

El _____ tiene pelo.


un


una

 Escribe "un" o "una" según convenga.

 Escribe "un" o "una" según convenga.

un






una

nata


pino





molino


mano






leona

mono





nido

lana







penona


enano


unos


unas


 Escribe "unos" o "unas" según convenga.


 Escribe "unos" o "unas" según convenga.


unos  _____


 _____


 _____


 _____


 _____

 _____

 _____


 _____

 _____

 _____

unas  _____  _____

 _____  _____

 _____  _____

 _____  _____


 _____  _____


NOMBRE:

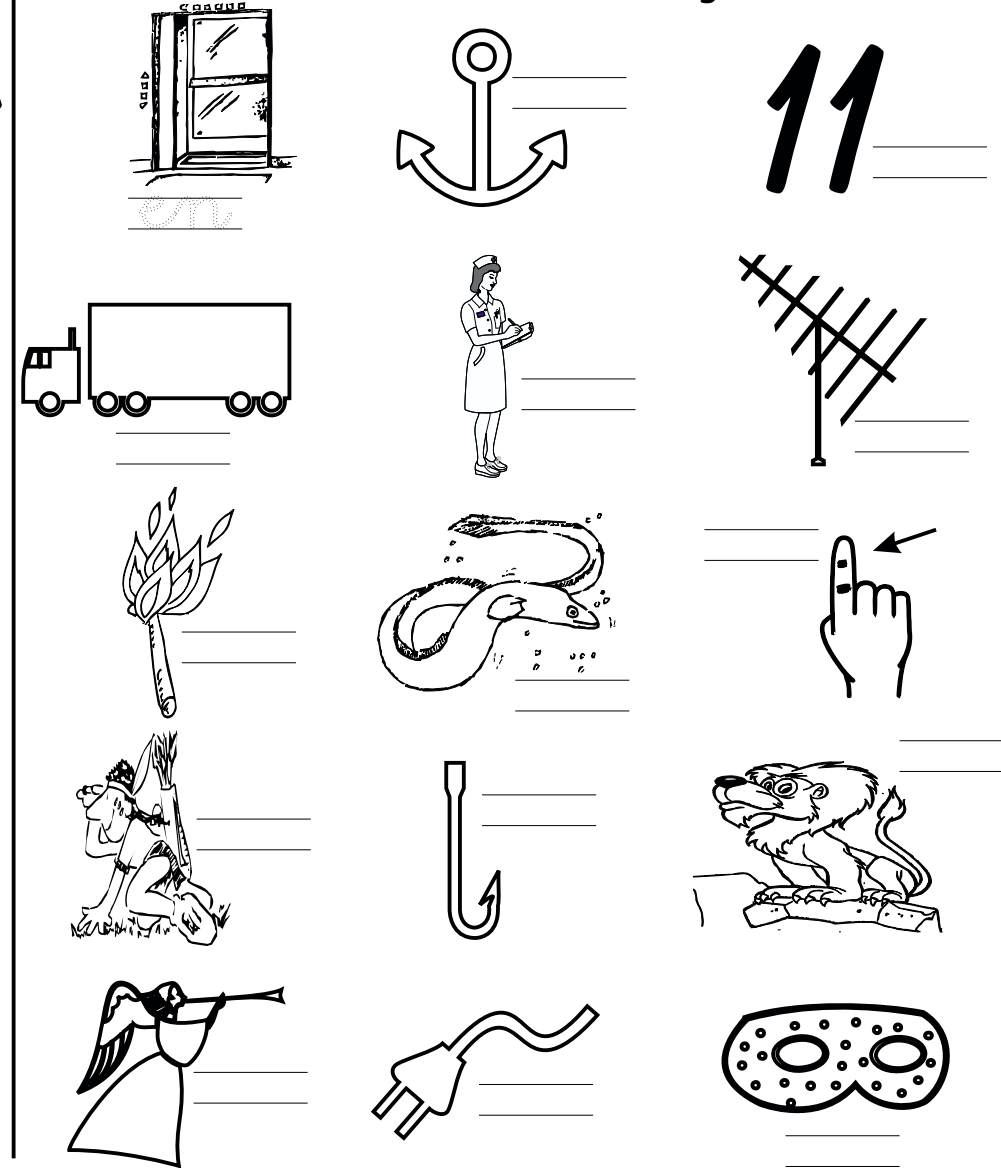

FECHA:

Nº.


an en in on un

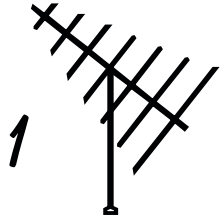
 Rodea los dibujos que tengan "an, en, in, on, un".

 Escribe "an, en, in, on, un" según el nombre.



an en in on un

 Escribe los nombres.





2


3




4




5



6



 Lee, pon el número en cada frase y copia.

Ana pasa el puente.

La onda es ondulada.


Anita anda.






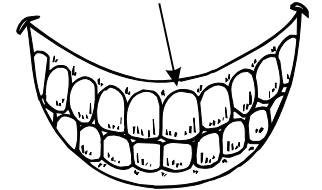


Ese león no anda.

El indio oteando.

Puse la antena.

na ne ni no nu en

 Escribe cada nombre en el lugar que le corresponda.



na

ne

ni

no

nu


en

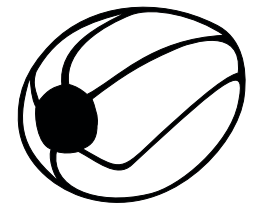


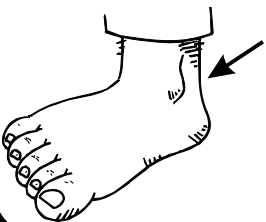
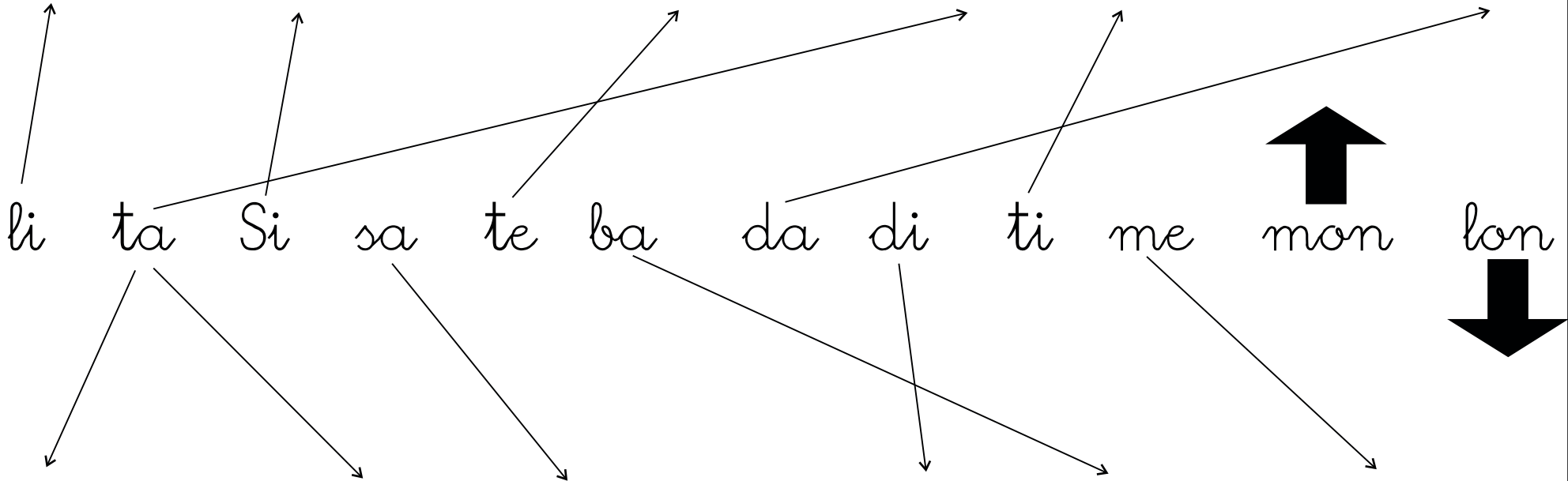
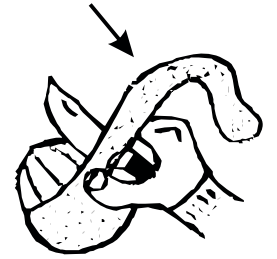



NOMBRE:

FECHA:

N13.

mon lon

 Escribe cada nombre en el lugar que le corresponda.



NOMBRE:

FECHA:

VO1.

va

ve

vi

vo

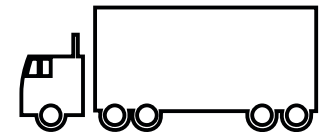


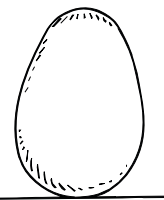
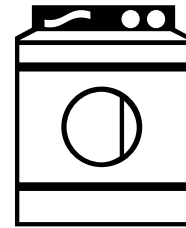



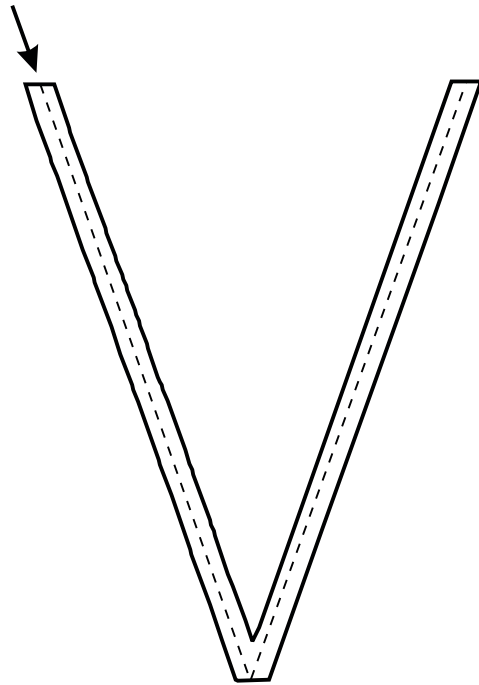

vu



Repasa, pinta y copia.



Rodea y pinta las cosas que tengan la letra "v"



va va va va va

V V V V

va ve vi vo vu

NOMBRE:

FECHA:

V02.


va

ve

vi

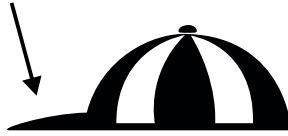
vo

vu

 Une, copia y pinta.

 Rodea y pinta las cosas que tengan la letra "v"


va



ve



vi



vo



vu



ave

novela

selva

avioneta

violeta

saliva

NOMBRE:


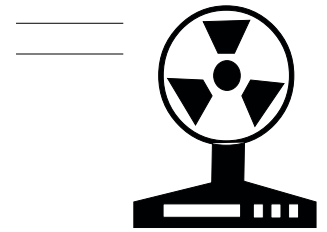

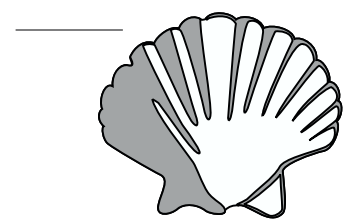


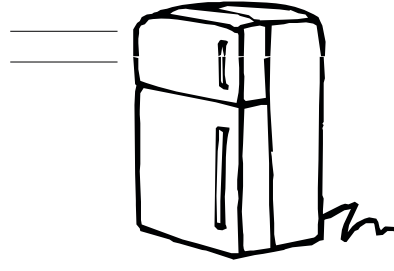
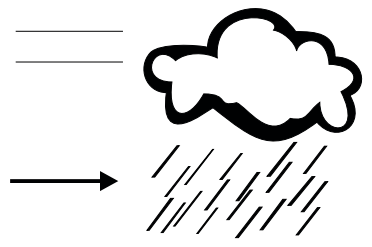




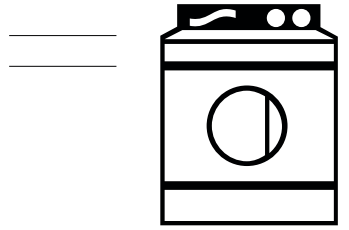





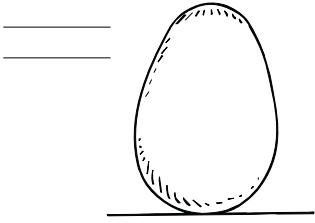
FECHA:

V03.

va ve vi vo vu

 Observa si los dibujos tienen "va, ve, vi, vo, vu", y escríbelo.



vi



va ve vi vo vu

Escribe cada palabra en el sitio adecuado.



ave avioneta lavabo
Vanessa veneno violín



Handwriting practice lines for the word 'veneno'.

Handwriting practice lines for the word 'lavabo'.

Handwriting practice lines for the word 'avioneta'.



Handwriting practice lines for the word 'ave'.

Handwriting practice lines for the word 'vanessa'.

Handwriting practice lines for the word 'violin'.


Rodea y repasa la letra "v".

A grid of letters for tracing and circling the letter 'v'. The letters are arranged in a roughly rectangular pattern:

u	u	v	n	u	b
u	n	v	u	u	
u	u	b	b	u	u
u	n	v	n	u	
v	v	v	v	v	v
	u	n	b	u	n
u	b	v	u	u	n
u	b	v	u	b	
	u	v	u	u	n
u	n	v	u	u	u


va ve vi vo vu

 Observa y escribe uniendo las sílabas:



Na vi dad






ven da val





vo lei vol





na ve






vo mi ta




va ve vi vo vu


 Rodea las palabras correctas y copia 2 veces.

9 nieve
nueve



veinte
ventana

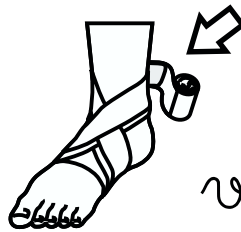
 Completa con "va, ve, vi, vo, vu" y copia.



a...ón




E....

 vela
venda



nieve
nueve



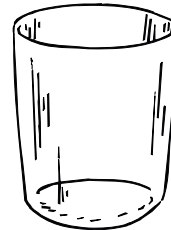
pa....



...no

20 vente
veinte

 venda
vena



...so

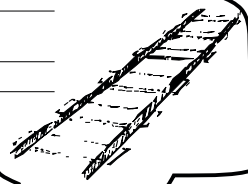


mani...la


va ve vi vo vu

 Forma palabras.


a _____
 ví _____



vas _____




la _____
 ve _____



vi no _____



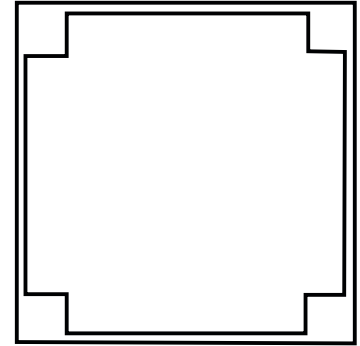
_____ pa _____



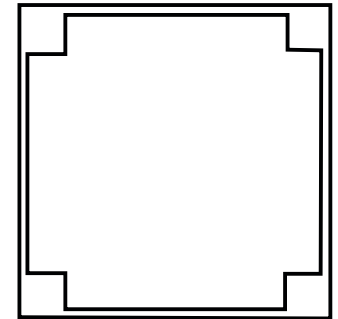
vo _____

 Forma frases y dibuja.

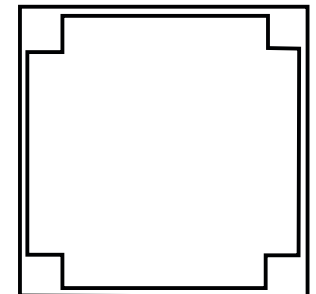
Esa _____
 vuela. ave



El _____
 vomita. _____
 parvo



ve _____
 Silvia a _____
 David.



va ve vi vo vu




Escribe los nombres.

1




3




5



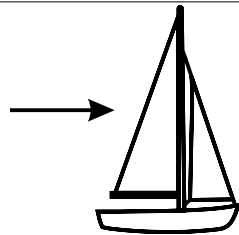


2

4




6







Escribe los números en las frases y copia.




La novia va a la boda.




El viento mueve la vela.




Vito lava los vasos.



El viento mueve la veleta.



Vanesa lee la novela.



Eva pone el vestido.

va

ve

vi

vo

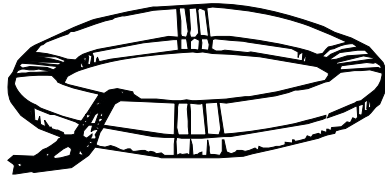
vu



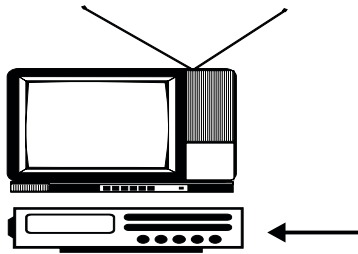
Escribe los nombres.




Handwriting lines for the word 'avispa'



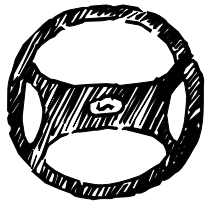
Handwriting lines for the word 'anillo'



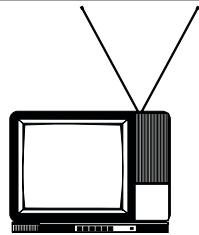
Handwriting lines for the word 'televisión'



Handwriting lines for the word 'violín'



Handwriting lines for the word 'volante'



Handwriting lines for the word 'televisión'



Lee y dibuja en el sitio apropiado.

uvas ventana
 vestido oliva saliva
 nueve vaso vela

VA

Large empty box for drawing words starting with VA

VE

Large empty box for drawing words starting with VE

avispa-salvavidas-video-violín-volante-televisión

NOMBRE:

FECHA:

VIO.

va

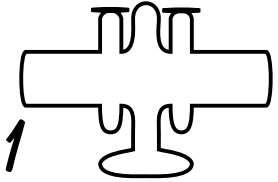
ve

vi

vo

vu

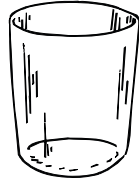
Escribe los nombres con mayúsculas en el crucigrama.



1



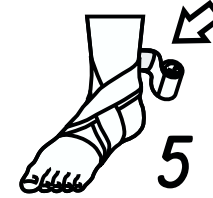
2




3



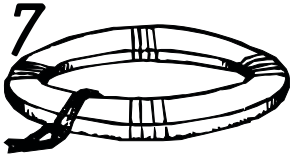
4



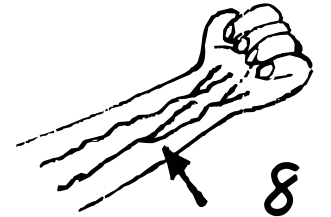
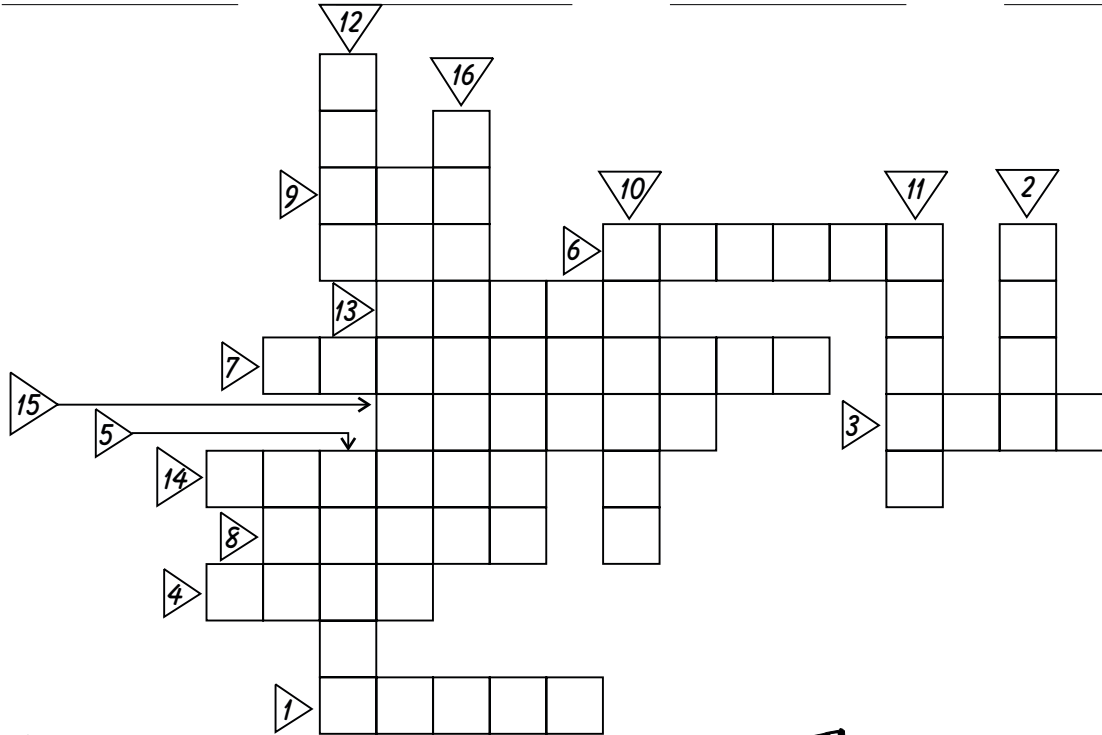
5



6



7



8




9

20

10



11



12



13



14



15



16


ña

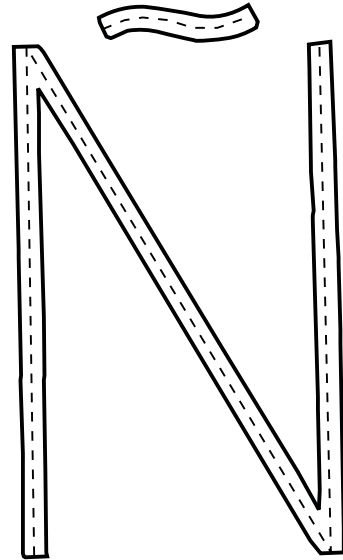
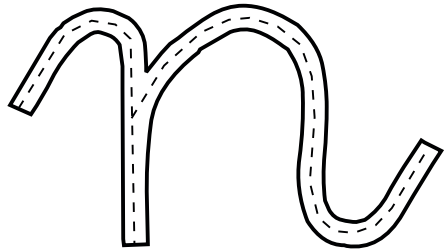

ñe

ñi

ño


ñu


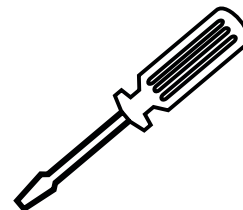

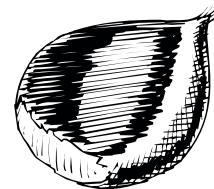



 Repasa, copia y pinta.



ñ ñ ñ ñ Ñ Ñ Ñ Ñ

ña ñe ñi ño ñu

 Rodea y pinta los dibujos que tengan "ñ".




ña


ñe

ñi

ño

ñu

 Rodea la letra "ñ".

 Escribe "ña, ñe, ñi, ño, ñu" según el dibujo.

A large rounded rectangular box containing a word search puzzle. The letters 'n', 'm', and 'u' are scattered throughout, with the letter 'ñ' appearing in several positions. The letters are arranged in a grid-like fashion, with some appearing in pairs or small groups.

A grid of six rows and three columns of illustrations. Each illustration is placed on a set of three horizontal lines (top, middle, bottom) for writing. The illustrations are:

- Row 1: A flag on a pole, a bull, and a bathtub.
- Row 2: A pinecone, a pair of polka-dot shorts, and a clenched fist.
- Row 3: A walnut, a gingerbread man, and a turkey on a platter.
- Row 4: A hooded sweatshirt, a girl with pigtails, and a pair of mushrooms.

 The word 'ña' is faintly visible at the top left of the grid.


ña

ñe

ñi

ño

ñu

 Completa con la letra "ñ", copia y dibuja.

pu_o

se_al



ni_o

le_a


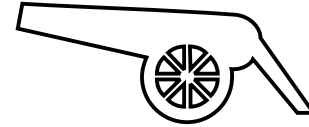



monta_a

pa_uelo






 Copia los dibujos en el sitio apropiado.



ño

ña

ñe



ña


ñe

ñi

ño



ñu

 Completa.



pañó →


pañiño




puñal →



uña →



leña →



baño →

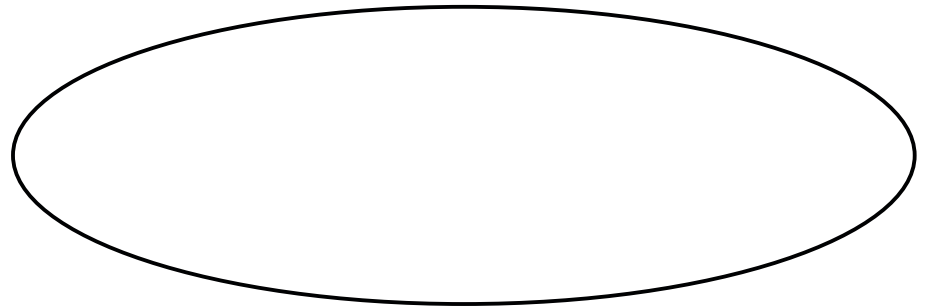


piña →

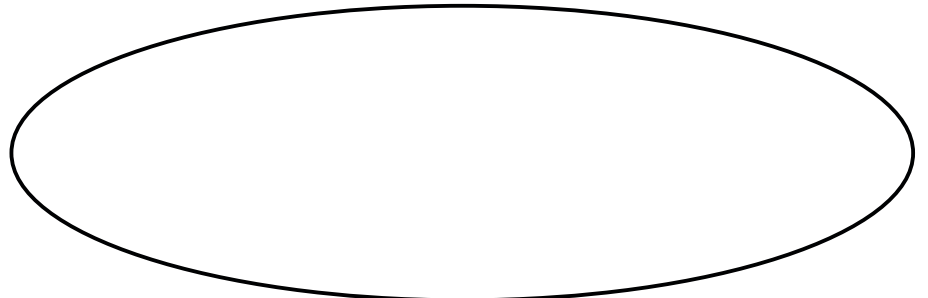


 Lee, copia y dibuja.


Las niñas tienen moño.




El ñu sube la montaña.




ña ñe ñi ño ñu

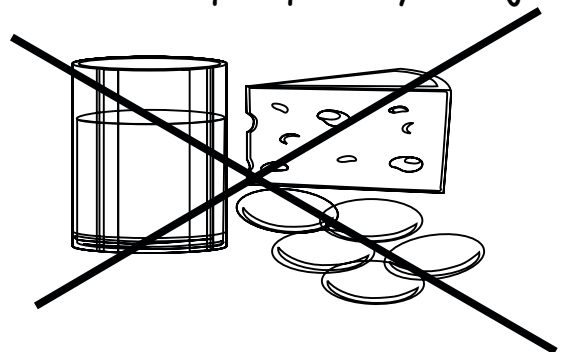
 Tacha los nombres de animales, escribe la frase que queda y dibuja.

oso	La
montaña	ñu
puma	es
alta.	sapo



 Tacha los nombres de alimentos, escribe la frase que queda y dibuja.

Ese	melón
pan	puñal
es	piña
bonito.	sandía




ña

ñe

ñi

ño

ñu

 Junta las sílabas, forma palabras y dibuja.

1 mon 2 ma 3 ñil 4 ta 5 ba

6 ña 7 pes 8 al 9 na

7 4 6


2 6 9



8 5 3

1 4 6



 Escribe los años que crees que tienen.



Tiene 1 año.




ña


ñe

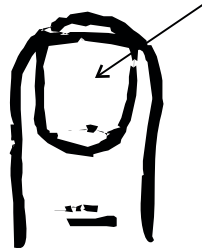
ñi

ño

ñu

 Escribe los nombres.





 Completa con los nombres anteriores y copia.

La _____ está en el dedo.

Ana peina su _____.

La _____ toma la piña.

El _____ pasado tenía 5 años.

Ese _____ es mañoso.

Me aseo en el _____.









ña


ñe

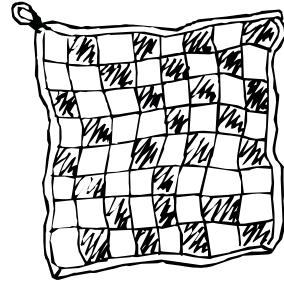
ñi


ño

ñu


Escribe los nombres.














Busca las palabras anteriores en la sopa.



Q	U	E	P	A	Ñ	O
E	N	P	I	S	U	N
O	G	U	Ñ	U	I	P
L	E	Ñ	A	E	O	R
M	O	O	I	Ñ	S	L
E	P	E	N	A	C	U
C	M	R	A	C	O	L

ñu-paño-leña-puño-piña-sueña


ña


ñe

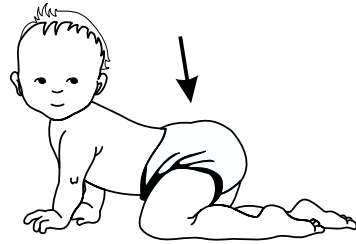
ñi

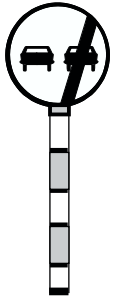
ño


ñu

 Escribe los nombres.






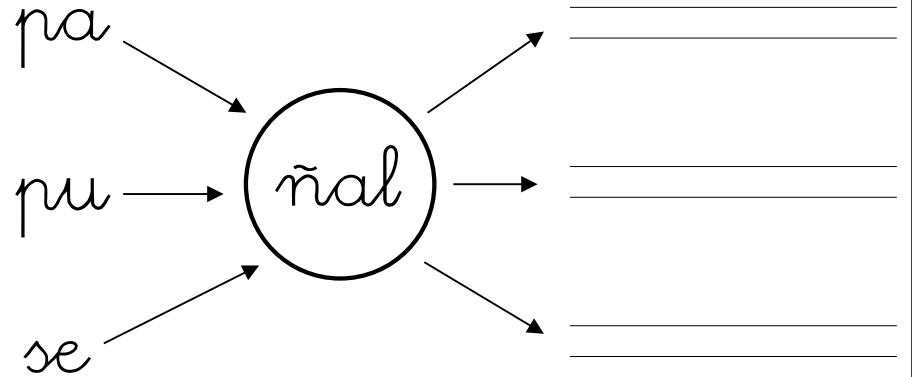








 Une y forma palabras.



 Escribe las palabras de la izquierda.

Me sueno y me limpio.

Es de pelos.



Sube al andamio.

puñal-pañal-señal-pañuelo-pestaña-alpañil

NOMBRE:

FECHA:

. .

Nº.

ña

ñe

ñi

ño

ñu



Une los trozos de frase y escríbelas debajo.

Te bañas

la mano.

El niño y la niña

en el baño.

El puño es

limpia.

Toño sueña

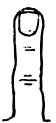

una uña.

El dedo tiene

saltan.

El pañuelo

un sueño.



Handwriting practice lines for matching phrases.

NOMBRE:

FECHA:

Ñ11.

ña

ñe

ñi

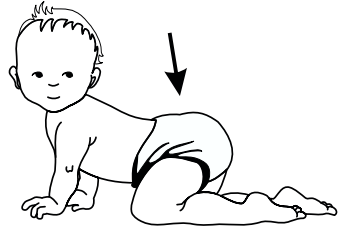
ño

ñu



Completa, copia y dibuja.

Toño pone el



al




.

Blank box for drawing or writing.

El



está en el




.

Blank box for drawing or writing.

El




tiene un



.

Blank box for drawing or writing.

La



está en la



.

Blank box for drawing or writing.

ña




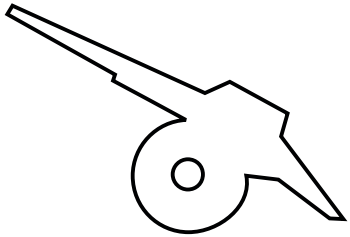
ñe

ñi

ño




ñu

Une el dibujo con la sílaba por la que acaba.

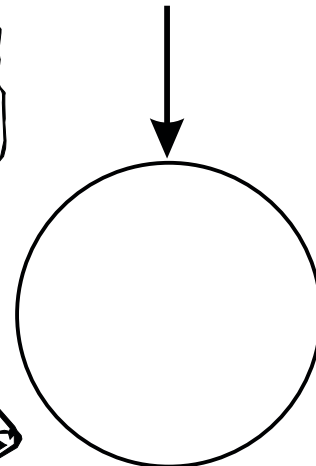






-ña

-ñón



Completa el crucigrama y dibuja la palabra escondida.



NOMBRE:

FECHA:

LLO1.

lla

lle

lli

llo


llu



Repasa, pinta y copia.







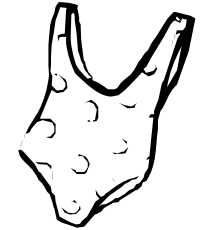
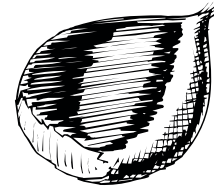


Rodea y pinta las cosas que tengan la letra "ll".



ll ll ll ll ll Ll Ll Ll Ll

lla lle lli llo llu





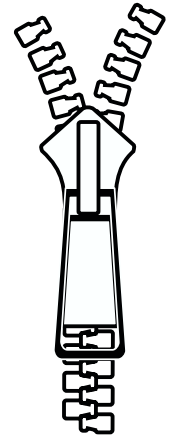


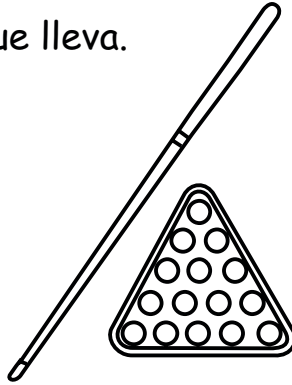
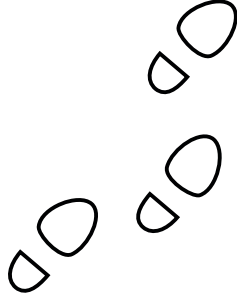
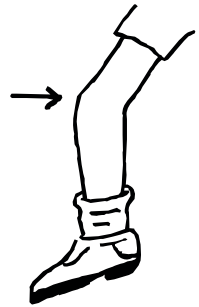
NOMBRE:

FECHA:

LLO2.

lla lle lli llo llu

 Une cada dibujo con la sílaba que lleva.




lla




lle

lli

llo



llu

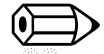


NOMBRE:


FECHA:


LLO3.


lla lle lli llo llu



Observa si los dibujos tienen lla, lle, lli, llo, llu, y escríbelo.




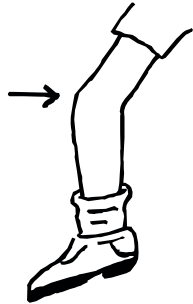


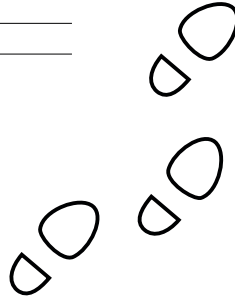





























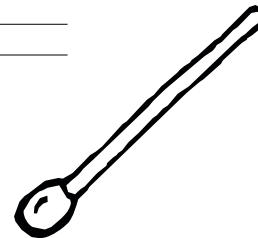















lla lle lli llo llu

Completa con "lla, lle, lli, llo, llu", copia y dibuja.



nati.....

ba.....na





po.....to

piti.....

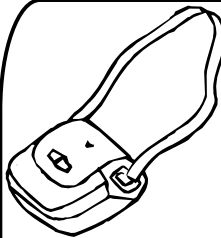
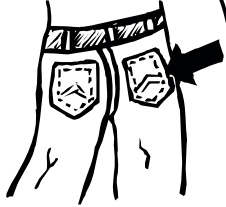

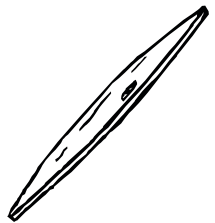
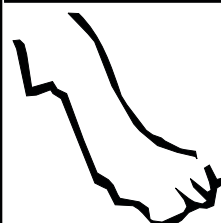
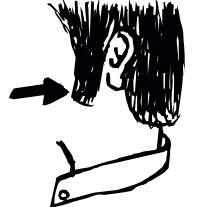

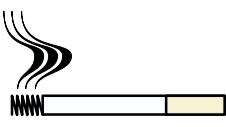
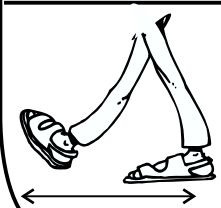
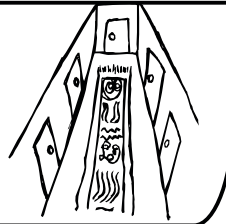


.....via


bo.....




Completa como en el ejemplo.

	← bolso	
		bolsillo →
	← palo	
		→
	← pata	
		→
	←	
		→
	←	
		→

lla lle lli llo llu

 Une los dibujos que suenan parecido.




 Escribe cada nombre en el sitio adecuado.

bellota bollo muelle

llama avellana bollo









NOMBRE:


FECHA:


LLO6.


lla lle lli llo llu


 Dibuja cosas que tengan "lla, lle, lli, llo, llu".


 Escribe los nombres

lla 

lle 


lli 

llo 


llu 















lla lle lli llo llu

 Lee, une con los dibujos y copia.

Olalla toma la empanadilla.


La botella y el bollo.

En la montaña llueve.

La olla está en la silla.

Pon la llave en la mesilla.

El sillón del pasillo.



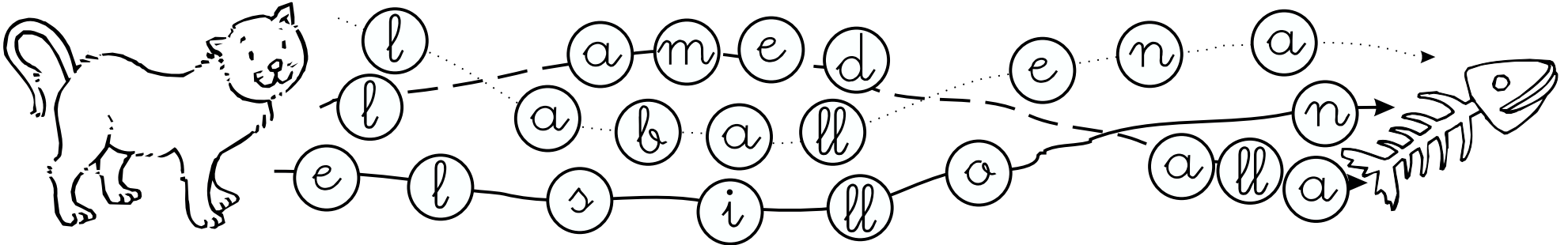
NOMBRE:

FECHA:


LLO8.

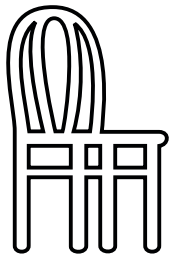
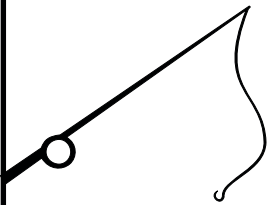
lla lle lli llo llu


 Sigue los caminos, escribe y dibuja.







 Escribe las palabras que tengan "lla, lle, lli, llo, llu".





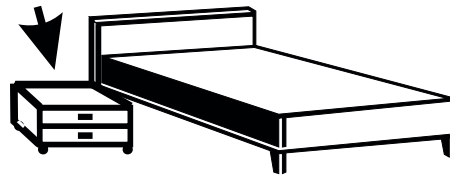
lla lle lli llo llu


 Escribe los nombres.






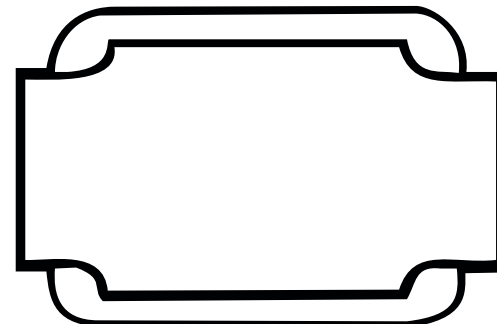
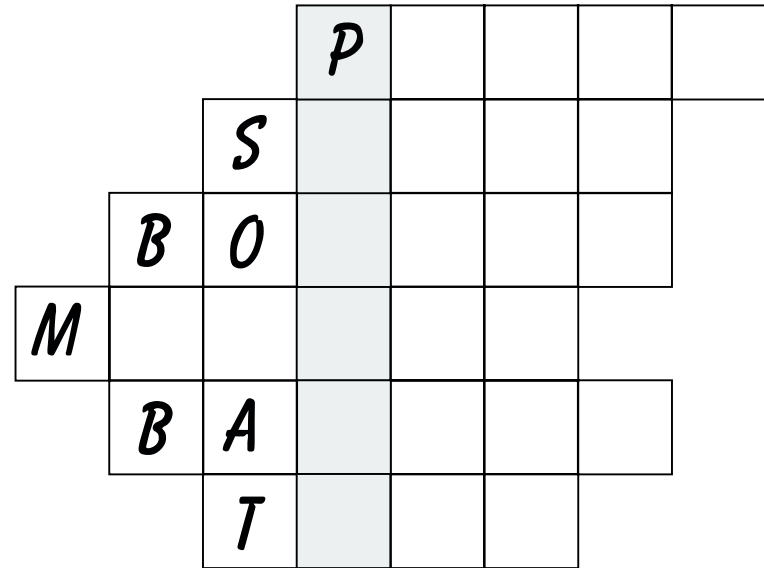








 Escribe otra vez los nombres y dibuja la palabra escondida. Observa las letras ya colocadas.




lla


lle

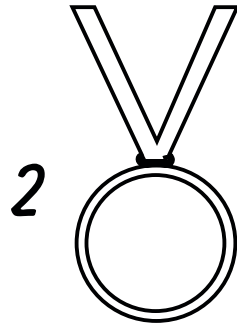
lli

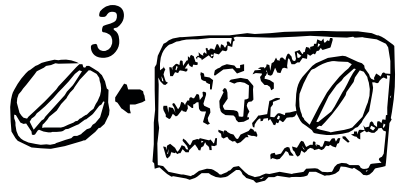
llo

llu


 Escribe los nombres.

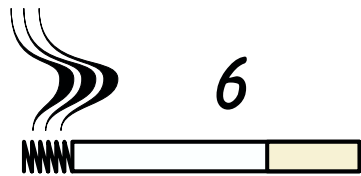







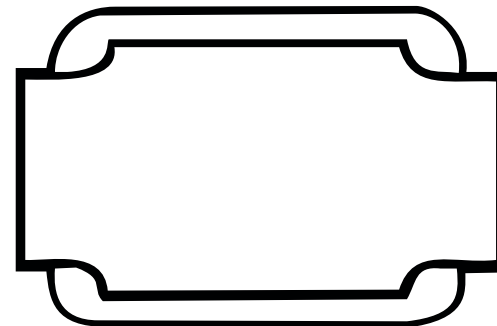






 Escribe otra vez los nombres y dibuja la palabra escondida.

			6						
2									
3									
5									
4									
1									



NOMBRE:

FECHA:

CQ01.

ca

que

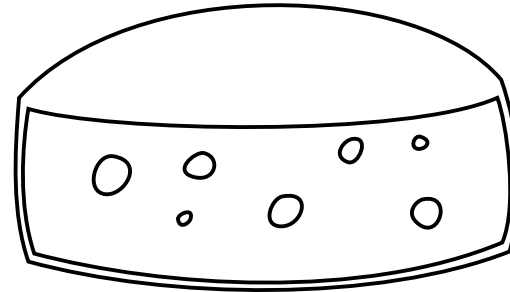


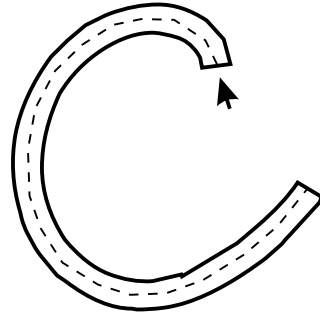
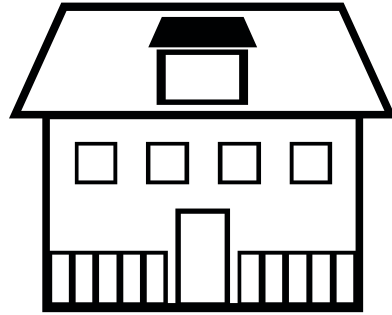
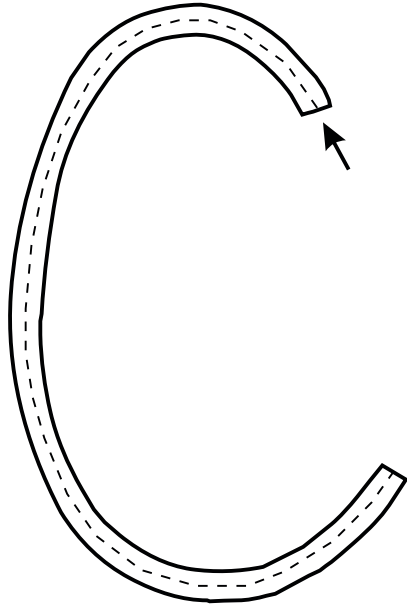
qui

co

cu



Repasa, pinta y copia.



c c c c c C C C C C

qu qu qu Qu Qu Qu

ca co cu ca Co Cu Ca

que qui que Que Qui

NOMBRE:


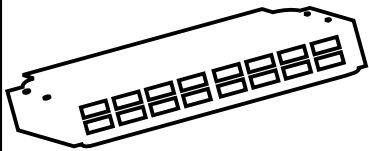
FECHA:

CQ02.













ca que qui co cu



Rodea y pinta los dibujos que tengan "ca, que, qui, co, cu" en su nombre.



15



NOMBRE:

FECHA:

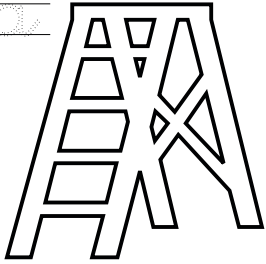
CQ03.

ca que qui co cu




Escribe "ca, que, qui, co, cu" según el nombre.


ca



que




qui




co



cu



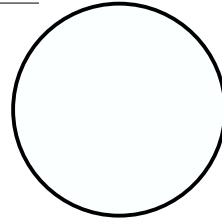
ca




que




qui



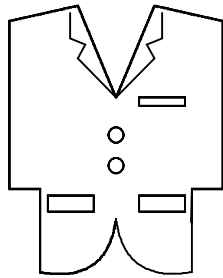
co




cu




ca



que



qui




co




cu



ca




que




qui



co



cu



NOMBRE:

FECHA:

CQ04.

ca que qui co cu

 Copia cada nombre dos veces en el sitio adecuado.

escuela

telescopio

colonia

líquido

botiquín

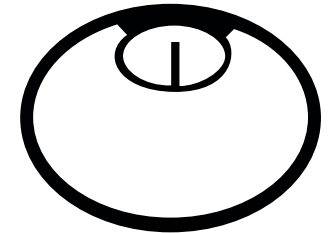


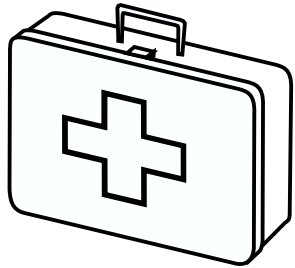
melocotón


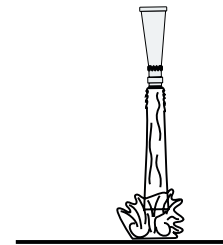


báscula

película

cactus

paquete





NOMBRE:

FECHA:

CQ05.

ca

que

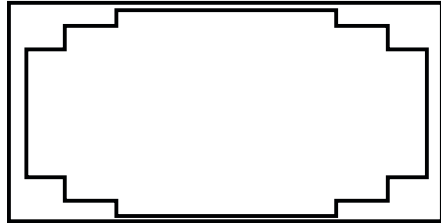
qui

co

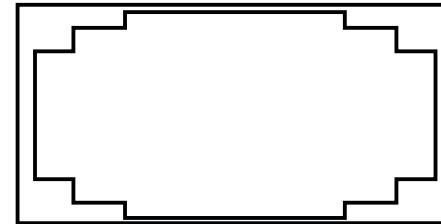
cu

 Lee, copia y dibuja.

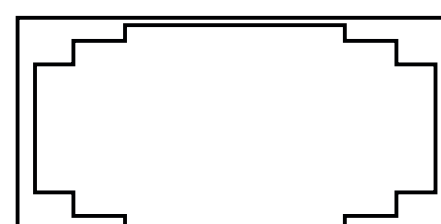
bacalao



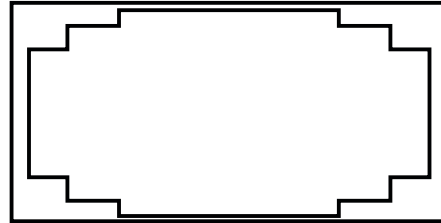
campo



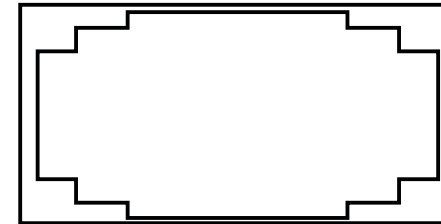
castaña



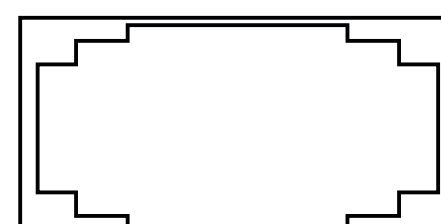
campana





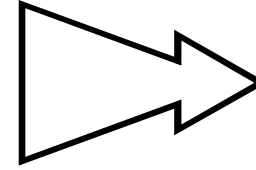
capitán



campesino



 Fíjate en el ejemplo y completa.



mosca



mosquito

vaca



casco



muñeca



caca



boca




pico




disco



ca que qui co cu

 Escribe cada palabra en su sitio.



c

qu

 Tacha la palabra que sobra, escribe y dibuja.


Paco come pico castañas.

Camilo coco seca su boca.


Quique pone la culo capa.

ca que qui co cu

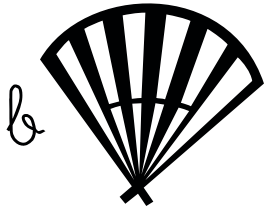
Escribe los nombres.



Escribe y dibuja las palabras de la estrella.



oca - cadena - meñique - equipo - abanico - balón



NOMBRE:

FECHA:

CQ08.


ca

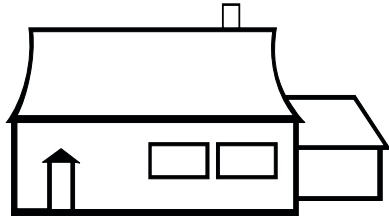
que

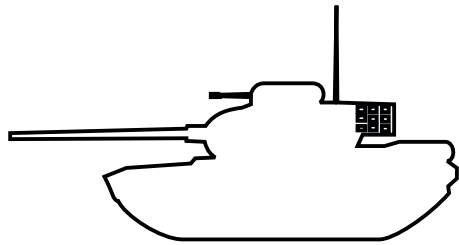
qui

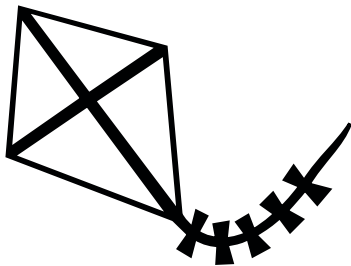
co


cu

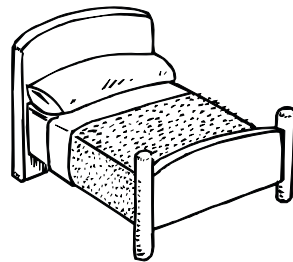
 Escribe los nombres.















 Une cada palabra con el dibujo que tenga relación.

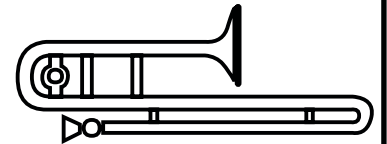

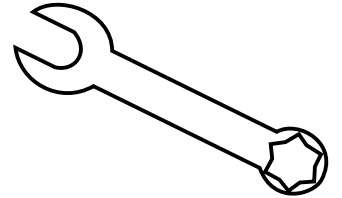
médico

mecánico

esquimal

músico

manco



NOMBRE:

FECHA:


CQ09.

ca que qui co cu

 Lee y dibuja al lado del objeto relacionado.

bosque
colilla
canoa

quimono
copa
calle

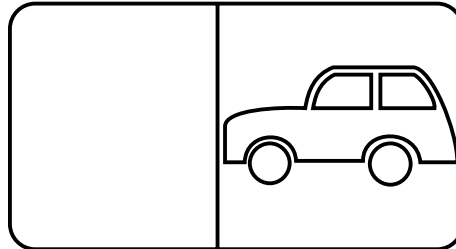


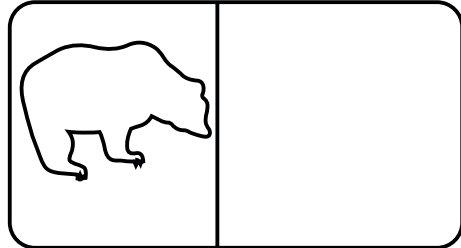

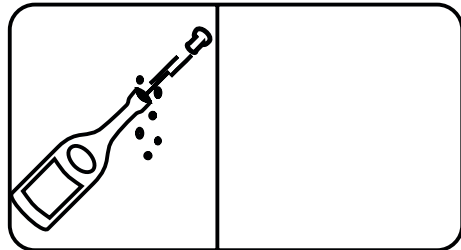
 Escribe "c" o "qu" y copia.




bo _ a



_ as _ o




_ i _ e



_ o _ o



ta _ illa




ban _ eta

NOMBRE:

FECHA:

CQ10.

ca que qui co cu

 Une los trozos de frase y escríbelas bajo los dibujos.

Paco esquía

El camello

Venden tabaco



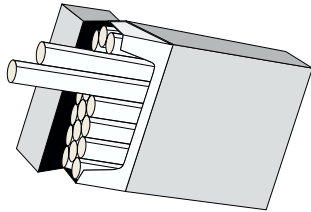
La caca

en el estanco.


sale del culo.

en la nieve.


va al bosque.




ca que qui co cu

 Descubre y escribe los nombres de animales.

















 Escribe los nombres.

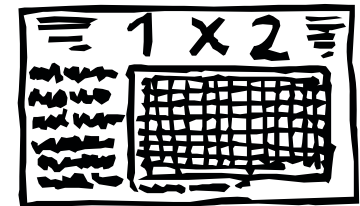













NOMBRE: _____

FECHA: . .

CQ12.

ca que qui co cu

 Escribe los nombres de las cosas del árbol en el sitio adecuado.



ca → _____

que → _____

qui → _____

co → _____


cu → _____

NOMBRE:

FECHA:

CQ13.

ca que qui co cu

 Lee, copia y asocia los dibujos.

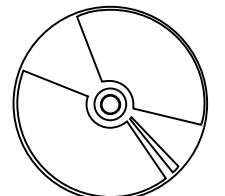

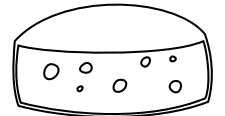

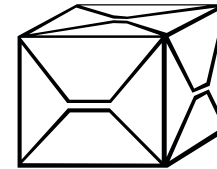
Ese bocadillo tiene queso.

El mosquito salió del bosque.

Tapo el maniquí con un saco.

Ese paquete tiene discos.

El equipo descansa en la cabaña.



NOMBRE:

FECHA:

CQ14.

ca que qui co cu

 Escribe palabras que tengan...


ca	_____	_____
----	-------	-------


que	_____	_____
-----	-------	-------

qui	_____	_____
-----	-------	-------

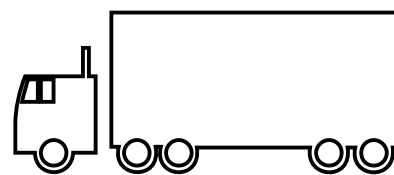
co	_____	_____
----	-------	-------

cu	_____	_____
----	-------	-------

 Escribe los nombres.

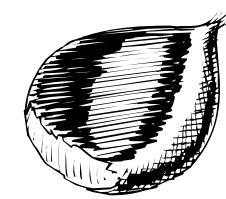












NOMBRE:

FECHA:

CQ15.

ca que qui co cu

 Une las sílabas de 2 en 2 o de 3 en 3 para formar palabras. Escríbelas luego debajo y dibuja.

ca

que

ta

ti

llo

ca

co

es

mi

co

tan

lle

cas

ba

no

sa

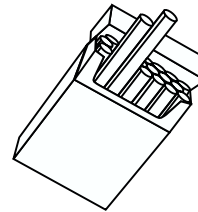
pa

ca


qui

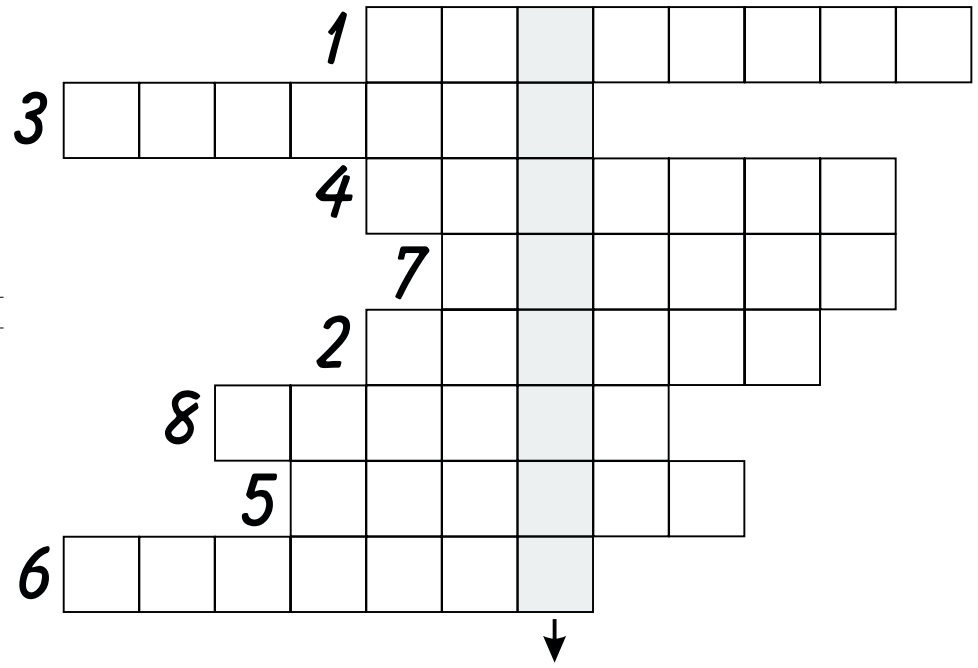


mal

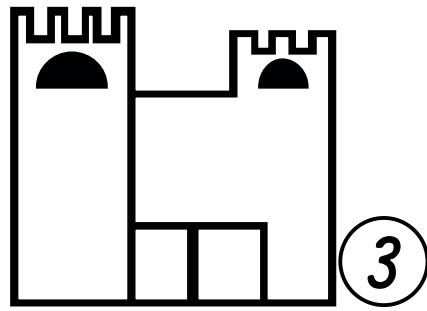
tabaco

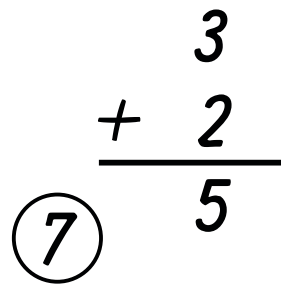


ca que qui co cu

 Escribe los nombres y colócalos luego en el crucigrama. En los cuadros sombreados aparecerá otra palabra oculta.







bocadillo - camello - castillo - coletas - médico - estanco - cuenta - escape

NOMBRE:

FECHA:

CQ17.

ca que qui co cu

 Completa las palabras con "ca, que, qui, co, cu".

as bina


la pe ño

lí do ento


..... mado po


mani mio bi ni

me ni mante lla


 Escribe los nombres.














NOMBRE:

FECHA:

CQ18.

ca que qui co cu

 Ordena, copia y dibuja.

muñeca. una




Maica tiene


está Aquel


seco. coco


quemar. se


castañas Las




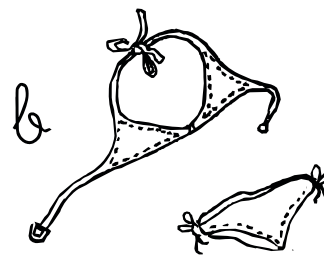
 Escribe los nombres.















canasta - quinqué - música - caña - bikini - loco

ca que qui co cu


 Responde a las preguntas.

¿Qué comes?

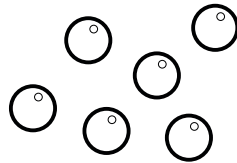
Como coco.




¿Dónde vives?



¿Qué tienes?




¿Qué te pones?



¿A dónde vas?

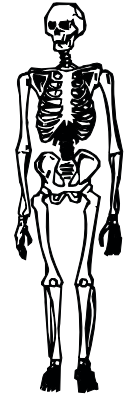


 Escribe los nombres.














NOMBRE:

FECHA:

CQ20.

ca que qui co cu

 Copia cada nombre en el sitio adecuado dos veces.

columpio

cañón

volquete

mocasín

comodín



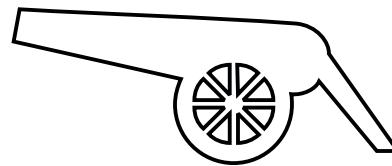


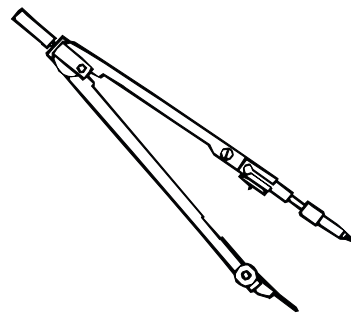
camino

calle

obelisco

compás

casaca



NOMBRE:


FECHA:

CQ21.


ca que qui co cu

 Completa las frases con ayuda de los dibujos y copia.

Paquita se acuesta en la _____.



Llamo a Quico desde la _____.




Se quema la lava en el _____.



El que es _____ se pone peluca.



Dale a la _____ de la máquina.





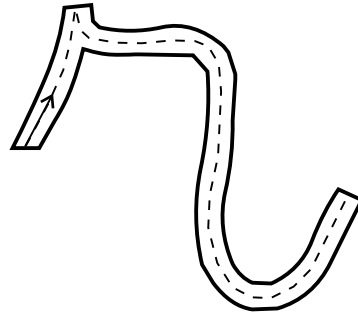
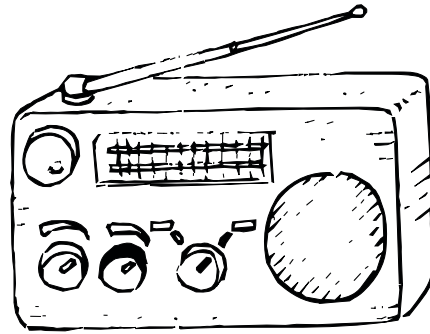
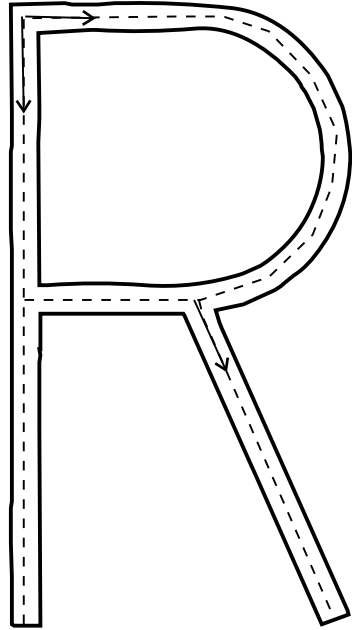
NOMBRE:

FECHA:

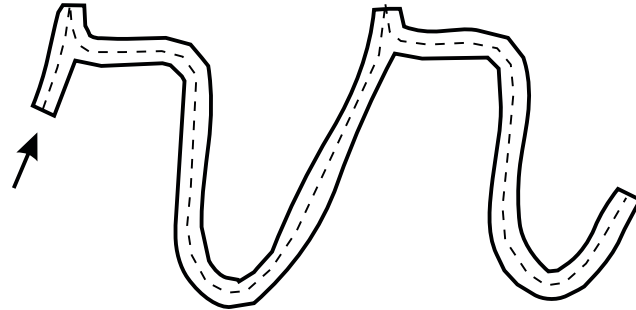
RO1.

ra re ri ro ru

 Repasa, pinta y copia.



sierra



r r r r r R R R R R

rr rr rr rr rr rr rr

ra re ri ro ru

rra rre rri rro rru

ra


re

ri

ro




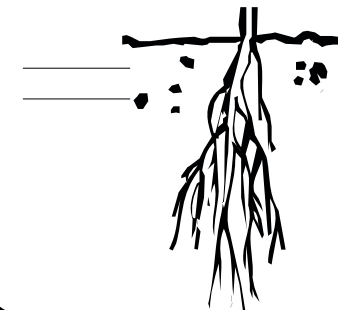



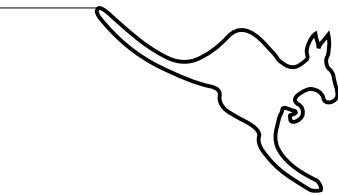
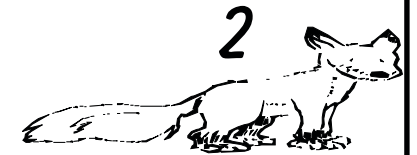
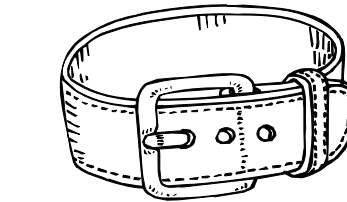

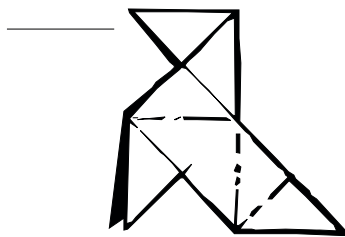
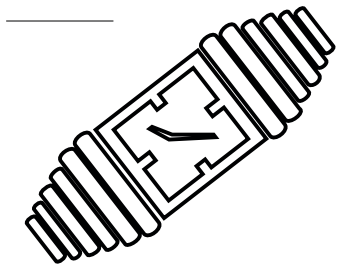
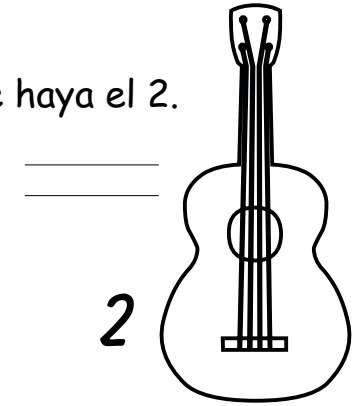
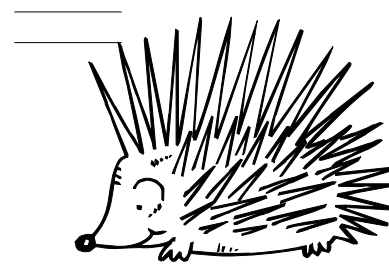
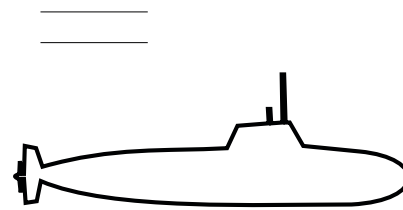

ru

 Rodea y pinta las cosas que tengan la letra "r" fuerte.  Rodea y pinta las cosas que tengan la letra "r" suave.




ra re ri ro ru

 Escribe "ra, rra, re rre, ri, rri, ro, rro, ru, rru" según el nombre. Pon dos erres donde haya el 2.



ra re ri ro ru

 Une cada nombre con su dibujo con ceras de distintos colores y copia.

apisonadora



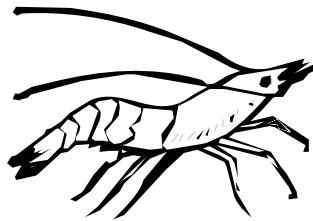


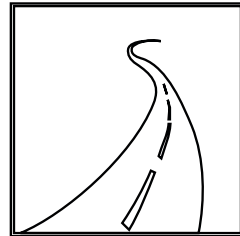

tarro

auriculares

carretera

canario

barra



reno

camarón


rape


madera



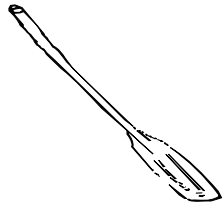


raposo

turista

ra re ri ro ru

 Escribe cada nombre en su sitio.

 Escribe "r" o "rr" según convenga.



ca _ e _ a

ma _ ine _ o

to _ e _ o

ma _ ioneta

_ obot

ca _ _ o

ma _ ido

a _ aña

_ opa

_ abo

bu _ _ o

ba _ _ il

_ ío

_ oto

ca _ acol

soco _ _ o

_ amón

_ osana

ra re ri ro ru


 Copia y dibuja las palabras con "r" que hay en las frases.


La rana saltó al río.

Ata ese burro al carro.

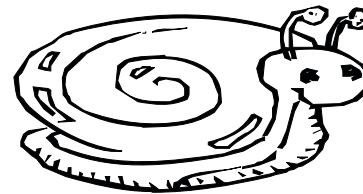
Raúl se pone su ropa.


 Escribe los nombres.
















ra re ri ro ru


 Inventa nombres con "R" para estas personas.




R





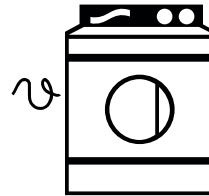
R



 Une las cosas que tengan relación y escribe todos los nombres con una r.





R SUAVE



ra re ri ro ru

 Escribe los nombres en el crucigrama.

R SUAVE







 Une las palabras para formar frases.

La *ratón* *ricos.*

El *turrónes* *corta.*

Las *sierra* *corre.*



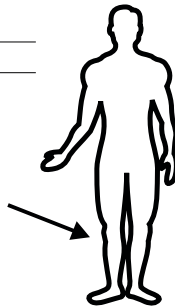

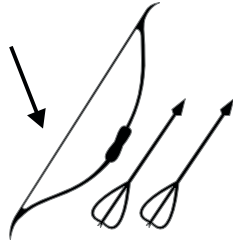
Los *torres* *altas.*



ar er ir or ur

Escribe "ar, er, ir, or, ur" según el dibujo.

ar



Escribe cada palabra en su sitio.

carnero

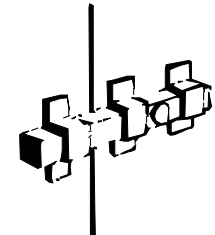
cuervo

pasador

vapor

castor

mirlo




NOMBRE:

FECHA:


R10.


ar er ir or ur


 Escribe las frases.



El  seca el pelo.

Ramón se pone .



Es un  de vela.

El  da aire.

 Escribe lo que hacen.

 
comen


ar


er

ir


or

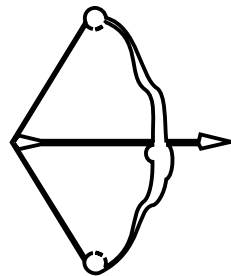
ur

 Escribe los nombres.













 Escribe otra vez esos nombres relacionando.

camello → _____

mar → _____

música → _____


árbol → _____

atar → _____

arma → _____

 Copia y dibuja.

Óscar está en el parque.



ar er ir or ur

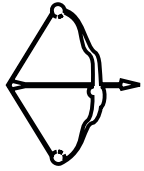
 Completa como en el ejemplo




toro




torero




arco




barba



carta




puerta




mar




moneda

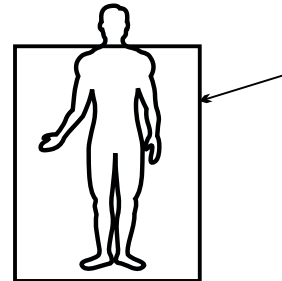
 Completa con "ar, er, ir, or, ur" y copia.



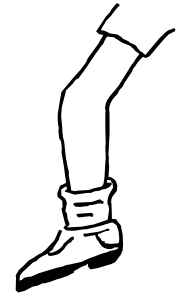
s...piente




c...tera




cu...po



pi...na



c...va



t...bante

ar er ir or ur

 Ordena y escribe los nombres.







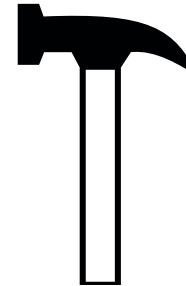
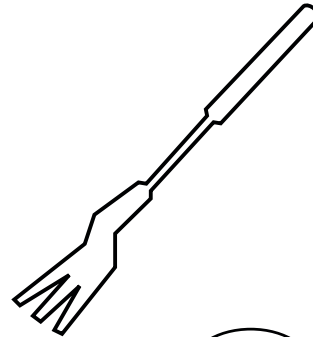











 Escribe cada nombre donde corresponda.



ar

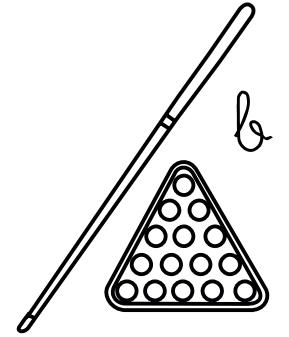
or

ar er ir or ur

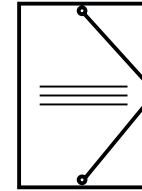
 Completa las frases con los nombres de los dibujos y las palabras.

Aquel _____ tiene un _____.

bar




Esa _____ es de color _____.




verde

La _____ no está _____.

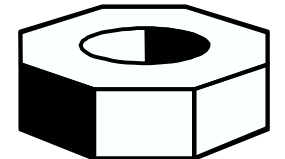



abierta


El _____ no tiene _____.



El _____ enrosca en la _____.



En el _____ se puede _____.




NOMBRE:

FECHA:


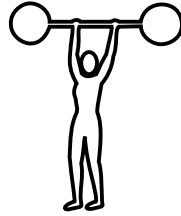
R15.

ar er ir or ur




LOS DEPORTES

 Escribe lo que hace cada deportista.



nadar
disparar
pelear
levantar






saltar
patinar
remar
botar




esquiar
bailar
montar
correr





parar
escalar
pedalear
caminar



ar er ir or ur

 Escribe los nombres.

 Ordena estas frases.

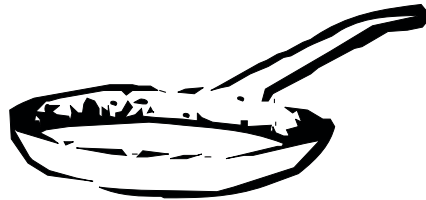
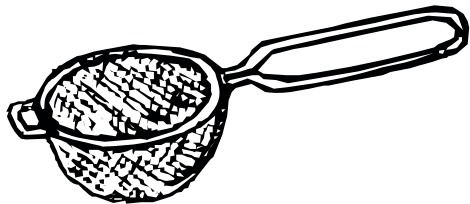




va Carmen parque. al


El roto. portal está

come pastor tortilla. El



Un perlas. de collar






ra re ri ro ru

 Copia cada nombre en su sitio dos veces.


caro moro coral
carro morro corral








 Escribe los nombres en el sitio adecuado.



ra re ri ro ru

 Ordena, escribe nombres de oficios y dibuja.


te
por
ro _____


ren ba
ro de _____

ri ne
ro ma _____

te pin
car ro _____

ar er ir or ur




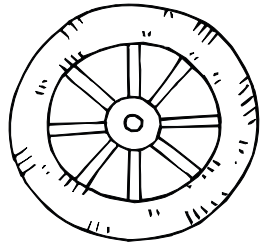
 Escribe los nombres que tengan "r".



R

ra re ri ro ru

 Escribe los nombres relacionando con las palabras.



dispara



pescar



carro



borrador




río



divierte


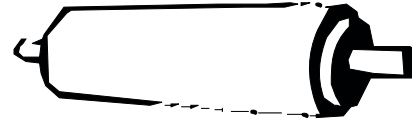



ar er ir or ur


 Separa las palabras y escríbelas en su sitio.

muralla tortilla rodillo

barril mermelada lunar









NOMBRE:


FECHA:

F01.

fa fe fi fo fu

 Repasa, pinta y copia.

 Rodea y pinta las cosas que tengan "fa, fe, fi, fo, fu".



f f f f f f f F F F F F


fa fe fi fo fu




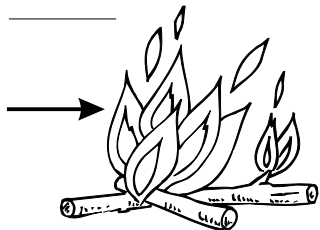

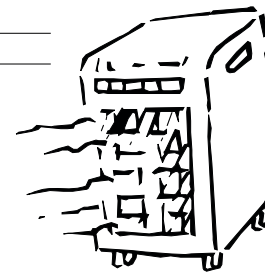





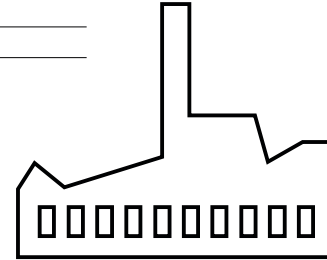

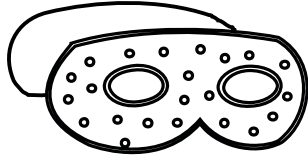
NOMBRE:

FECHA:

F02.

fa fe fi fo fu

 Escribe "fa, fe, fi, fo, fu" según el nombre.



fa fe fi

fo fu

✎ Completa con "fa, fe, fi, fo, fu", copia y dibuja.

✎ Copia los nombres donde quieras.

bo...tada

bú...lo

Felisa Felipe Félix
Fina Federico Fátima




...milía

...era



...tbl

...bada



fa fe fi fo fu

 Copia y dibuja.

Fidel fue a fumar.




Rafa se tiró una bufa.

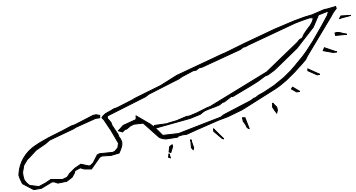




Sefi firmó mi foto.




 Escribe cada nombre en su sitio.

confesonario saxofón
falda filo sifón fuerte




fa fe fi fo fu

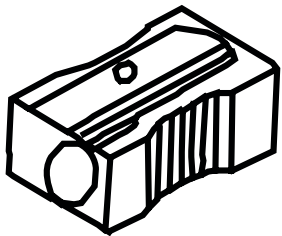
Escribe los nombres.








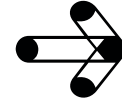




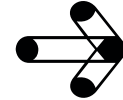


Relaciona escribiendo los nombres anteriores y copia.

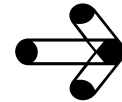
animal



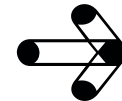
tabaco



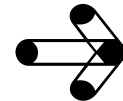
cámara



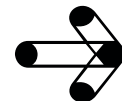
sacapuntas



calle



afeado





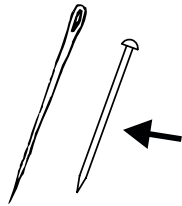

NOMBRE: _____

FECHA: . .

F06.

fa fe fi fo fu

 Une cada dibujo con su palabra y forma frases.



descafeinado

feo

fiero

fuerte

fiel

fino

➤ El león es fiero.

➤ El es

➤ El


➤

➤


➤


fa fe fi fo fu


Escribe los nombres.

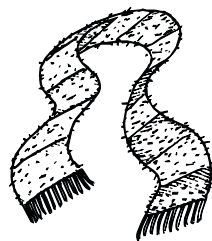












Lee y escribe los nombres otra vez.

Ropa que se pone en el cuello.

Animal que vive en el mar.

Animal que tiene colmillos.

Persona que cuida enfermos.

Aparato de casa que da calor.

Torre que ilumina el mar.

NOMBRE:

FECHA:

F08.

fa fe fi fo fu



Rodea la "v" si la frase es verdadera o la "f" si es falsa.

El alfiler tiene punta.

V

F

El vino sale de las fuentes.

V

F

El elefante es muy pesado.

V

F

Los fideos no son comida.

V

F

Con el teléfono se llama.

V

F

Mi abuelo no es de mi familia.

V

F

El café sale de la cafetera.

V

F


Las fiestas no son divertidas.

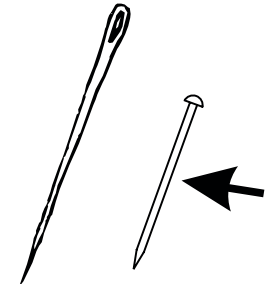
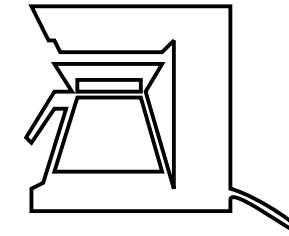
V


F



Rodea las palabras con "f" que hay en las frases anteriores y cópialas aquí en el sitio apropiado.








fa fe fi fo fu

Escribe qué es y para qué sirve cada cosa.

Inventa unas respuestas y escríbelas.

fideos - teléfono - xilófono - sofá - fusil



¿Qué es?

Sirve para



Handwriting practice lines for the words '¿Qué es?' and 'Sirve para'.

NOMBRE:


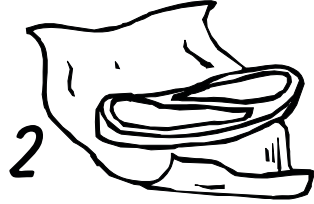
FECHA:

F10.



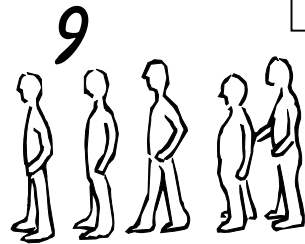
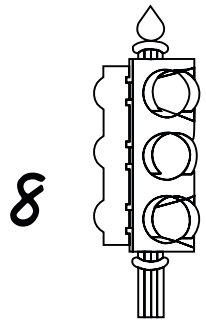
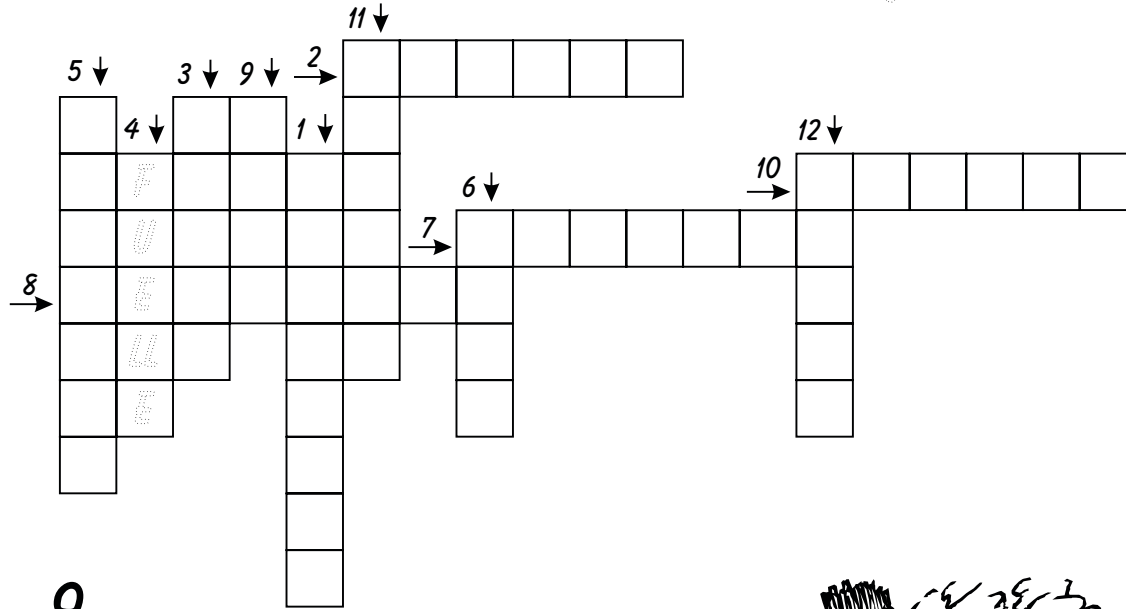
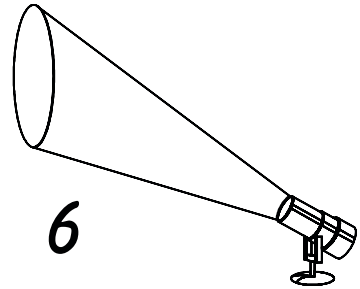
fa fe fi fo fu



Escribe los nombres y colócalos luego en el crucigrama con mayúsculas.



fuelle



NOMBRE:

FECHA:

GO1.


ga

que

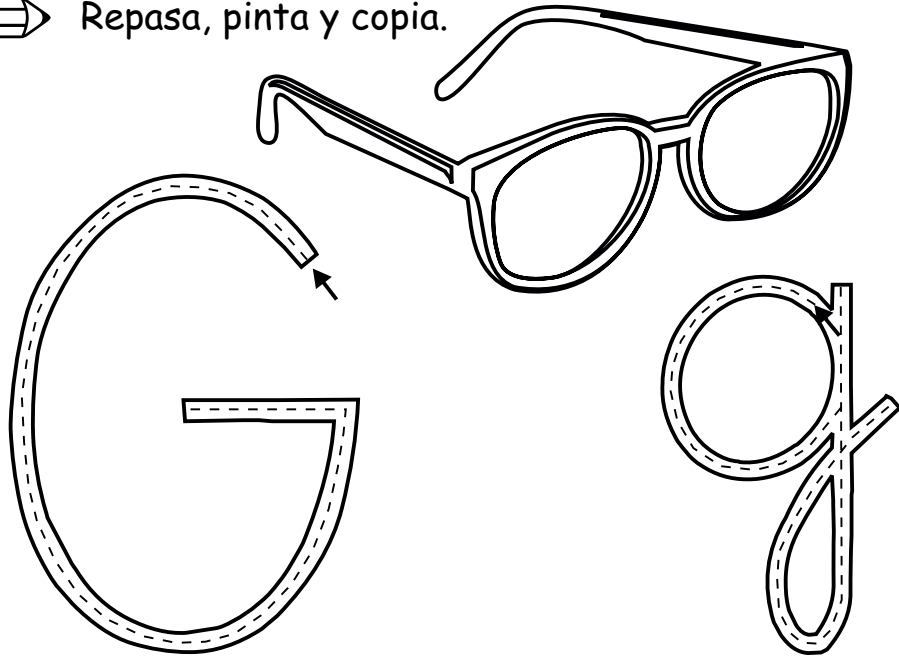
qui

go

gu


 Repasa, pinta y copia.

 Rodea y pinta las cosas con "ga, que, qui, go, gu".



g g g g g G G G G

ga que qui go gu



ga

que

gui

go

gu



Escribe "ga, que, gui, go, gu" según el nombre.

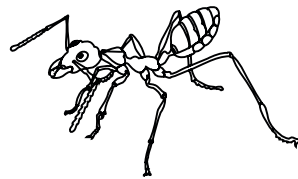
ga




que



gui



go



gu




ga



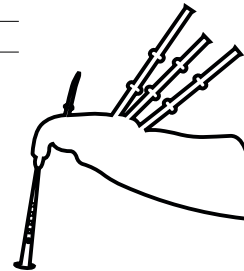
que



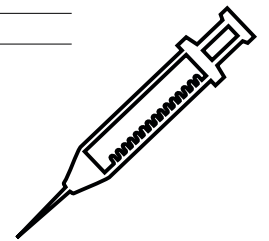
gui



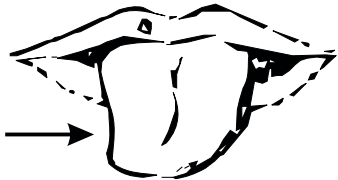
go




gu




ga




que



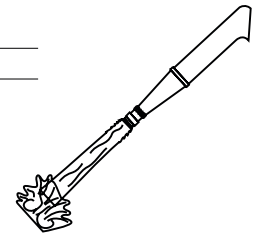
gui



go




gu



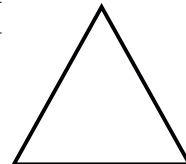
ga



que




gui



go



gu





ga que qui go qu

 Rodea las palabras bien escritas y tacha las malas.  Copia aquí los nombres que rodeaste antes.

algas

alguas



guitarra


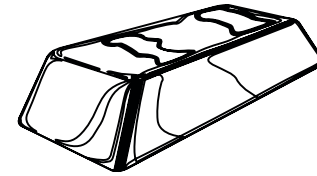
quitarra

gavilán

quavilán

gerra

guerra



guiso



giso

vaguneta

vaguneta

lagarto

laquarto



augua

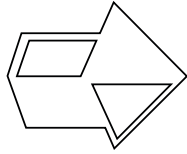
agua

lingote

linguote

ga que gui go gu

 Completa como en el ejemplo.




espiga




espiguita


lago



fuego



pulga



galgo




manga



tortuga



 Completa los nombres con "ga, que, gui, go, gu" y cópialos en su sitio.

_____nso

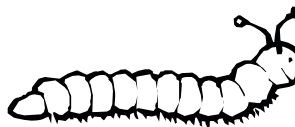
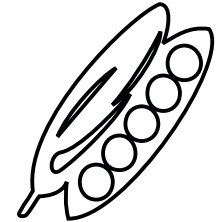

_____santes

_____rra

_____ita

ca_____

_____sano



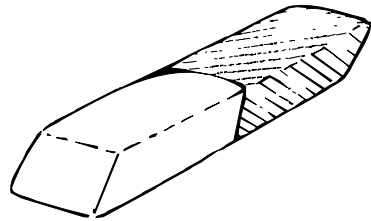
ga que qui go qu




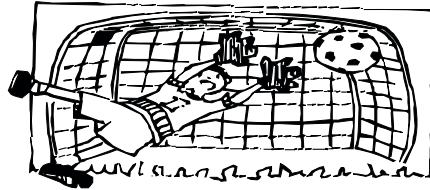
Escribe los nombres.







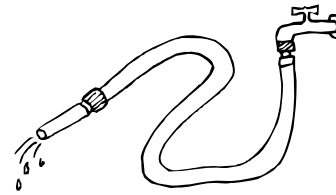









Completa las frases con los nombres de los dibujos.



La _____ tiene gas.

De la _____ sale agua.

El _____ se apaga.

Me gustan los _____.

Miguel tiene _____.


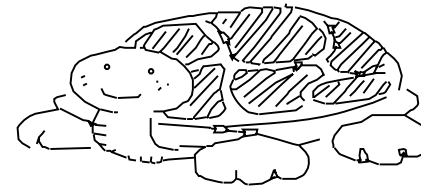

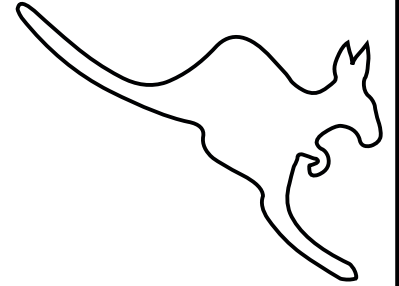


El _____ golpea fuerte.

ga que qui go qu

ANIMALES



Escribe cada nombre en su lugar.



ga

qui

go

qu

Blank writing lines for the 'ga' category.

Blank writing lines for the 'qui' category.


Blank writing lines for the 'go' category.

Blank writing lines for the 'qu' category.

que

Blank writing lines for the 'que' category.

ga que gui go gu

 Rodea los dibujos con "ga, que, gui, go, gu".

 Escribe todos los nombres anteriores relacionando.



bigote ←○○→ barba

←○○→

←○○→

←○○→

←○○→

←○○→

←○○→

←○○→


←○○→

NOMBRE:

FECHA:

G08.

ga que qui go qu

 Une las sílabas de 2 en 2 o de 3 en 3 para formar palabras. Escríbelas luego debajo y dibuja.

gor

da

ga

ga

do

pul

ba

al

ga

te

quin

do

del

rro

ña

gam

gas

le

go

dón


garrote



ga que qui go qu

 Completa con los nombres de los dibujos y copia.


Gabino riega las _____.



Esa tarta tiene una _____.



Guillermo toca bien la _____.




El _____ está en la calle.

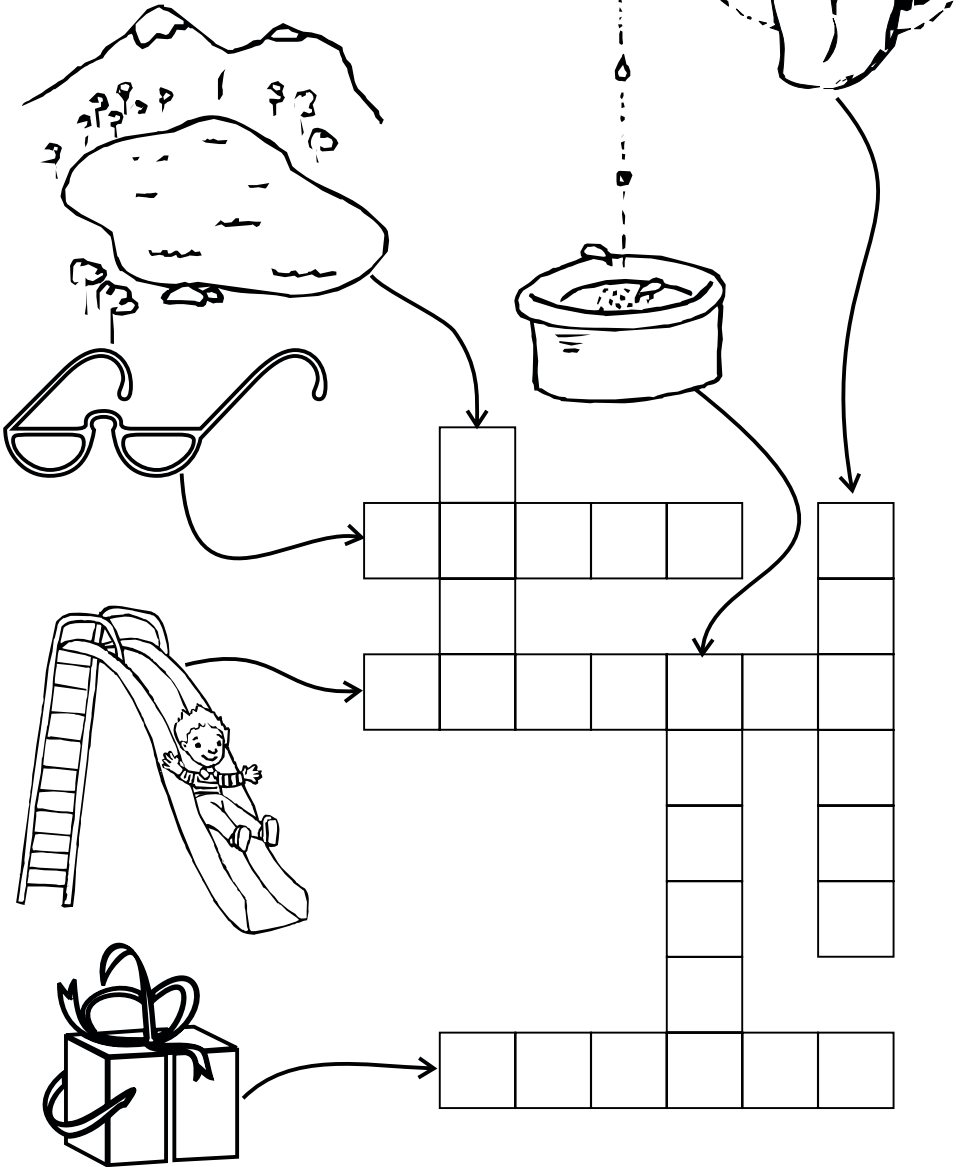


El águila agarra con sus _____.



ga que qui go qu

 Rellena el crucigrama.



 Escribe otra vez las palabras con "el" o "la" delante.

Está en la boca.

Son para la vista.

Te lo dan en tu santo.

Cae agua desde arriba.

Tiene peces y algas.

Está en el parque.


ga

que

qui

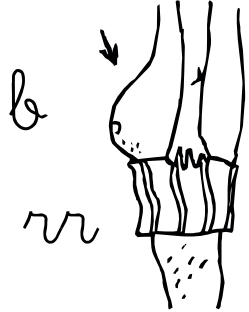
go

gu

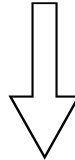
 Escribe los nombres.









$1 + 1 = 2$















 Escribe "amigo" o "enemigo" según el caso.

AMIGOS

ENEMIGOS



agua - igual - gorro - espaguetis - barriga - pulgar

ga que qui go qu

 Escribe nombres que empiecen por ...

galleta

que

qui


go

qu

ga

 Dibújalos aquí.



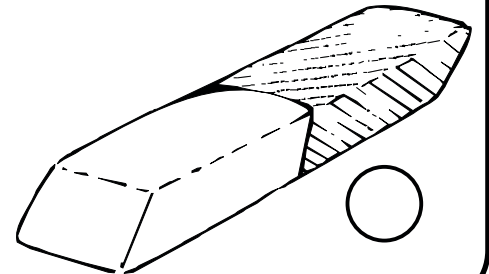


 Completa con "ga, que, qui, go, qu" y pon los números.

1- La _____ ra no me _____ sta.

2- Mi _____ l es _____ rdo.

3- Ol _____ me _____ stó la _____ ma.

4- _____ lhermo es _____ apo.



ga que qui go qu

 Completa con "ga, gue, gui, go, gu", une y copia.

.....rafa




.....so



al.....dón




.....ra



.....ardar




 Separa las palabras, escribe la frase y dibuja.

Gotea agua de la manguera.

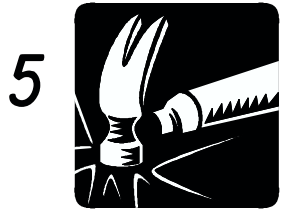


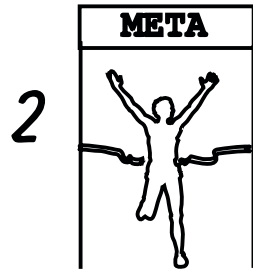

El águila comió un gusano.

Me gusta oír la guitarra.

ga que qui go qu

 Copia cada palabra en su sitio.

ganar gastar galopar
golpe galgo golosinas



 Completa con las palabras de antes y pon los números.

Las _____ están ricas.

El corredor quiere _____.

El martillo da un _____.

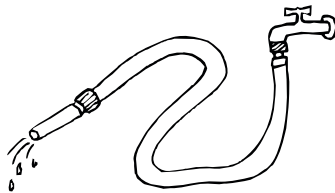
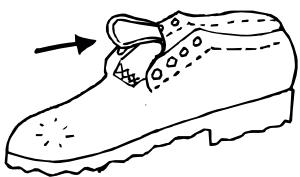


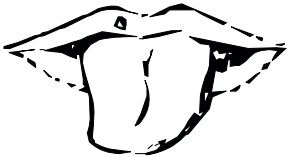



El _____ es un perro.

A _____ con el caballo.

Puedes _____ el dinero.

güe

 Rodea y pinta los dibujos que tengan "güe, güi".



güi

 Pon los puntos en las palabras que lo necesiten.

cigueña

guerra

águila

pinguino

juguetes

paraquero

aguita

quinda

pirauquista

manguera


monaquillo

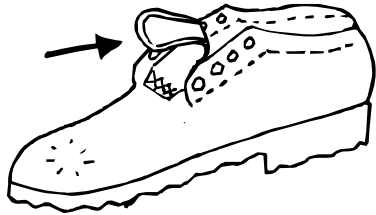
lenqueta

guitarra


hoguera


gie

 Escribe los nombres.








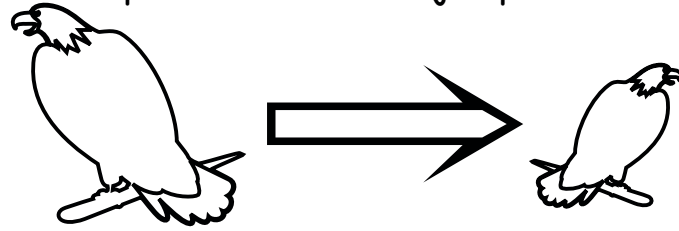








gii


 Completa como en el ejemplo.




águila  aguilita

lengua  _____

guerra  _____


piragua  _____


agua  _____

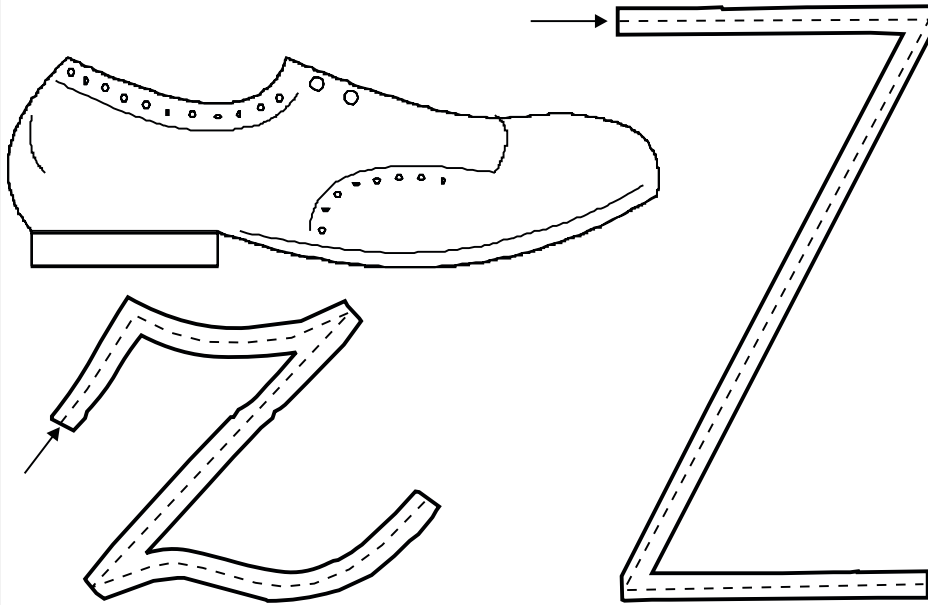
quisante  _____

yegua  _____

za ce ci zo zu

 Repasa, pinta y copia.

 Rodea y pinta las cosas con "za, ce, ci, zo, zu".




z z z z z Z Z Z Z Z


Blank handwriting lines for practicing the letter 'z'.

za ce ci zo zu


Blank handwriting lines for practicing the words 'za, ce, ci, zo, zu'.

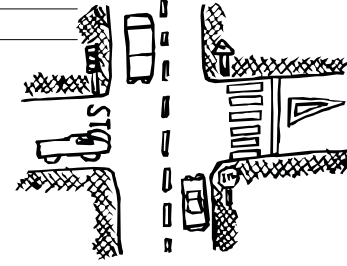
za ce ci zo zu


 Escribe "za, ce, ci, zo, zu" según el nombre.






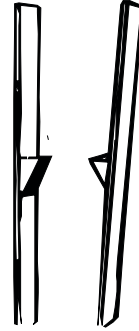





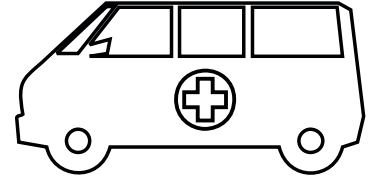

































13





za ce ci zo zu

 Rodea la palabra correcta.

 Lee, une y copia.

	bizi	bici
	lanza	lanca
	cero	zero
	corro	zorro
	acúcar	azúcar
	cebolla	zebolla

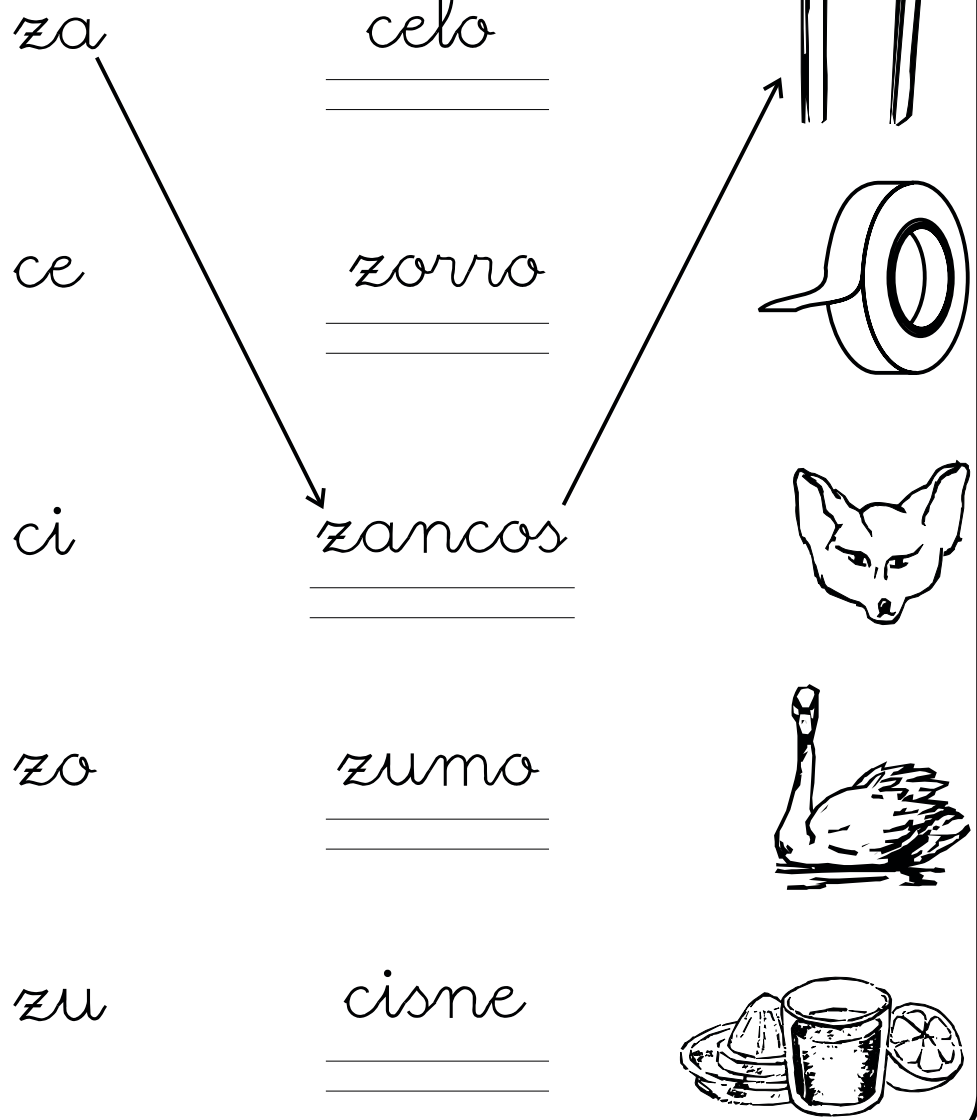

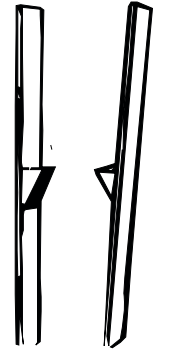
za

ce


ci

zo

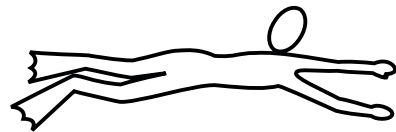
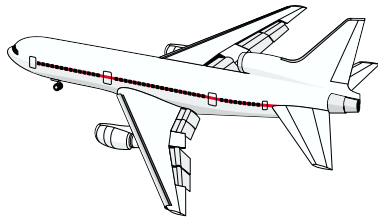




zu




za ce ci

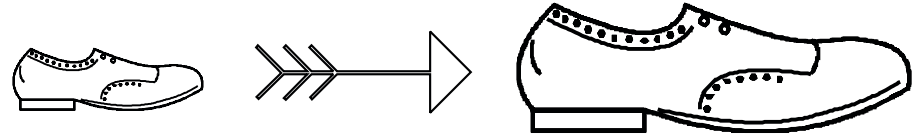
 Relaciona y copia cada nombre en su sitio.

cine bucear ciudad
cazar círculo azafata



zo zu

 Fíjate en el ejemplo y completa.



zapato  *zapato*

cepillo  _____

cerdo  _____


cocina  _____

mazo  _____

piscina  _____

ciervo  _____

za ce ci


 Completa estas familias de palabras.



zapat

ero

ería



illa




cerve

za


cero

cería




cita

zo zu

 Copia cada palabra en su sitio.

LA BIGI

sillín manillar rueda
pedal piñón cadenilla



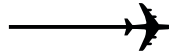
za ce ci

zo zu

 Completa como en el ejemplo.



taza

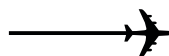


tacita

pozo



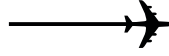
lazo




tiza




cazo




rizo




cabeza



cereza





 Descubre las 7 diferencias entre los dos zorros.





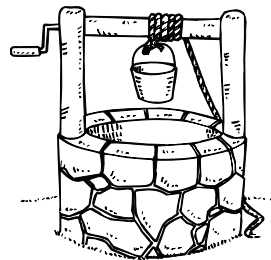
za ce ci

zo zu

 Escribe los nombres.



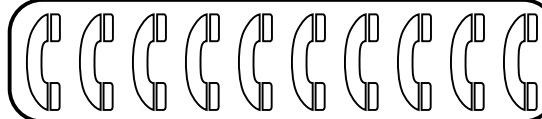





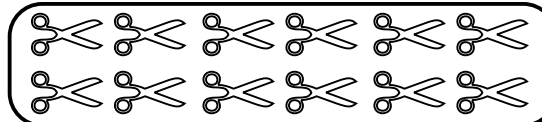
 Escribe con letra cuántas cosas hay en cada grupo.

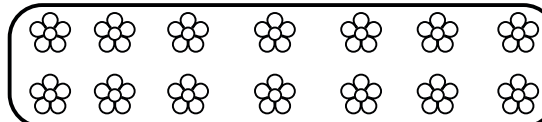
NÚMEROS

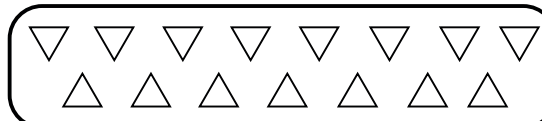















za ce ci zo zu

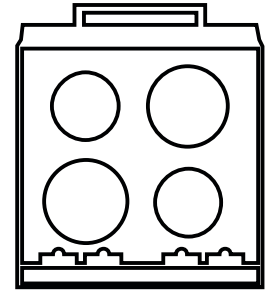


Rodea la palabra buena para completar la frase y tacha la mala. Copia luego la frase con sentido.



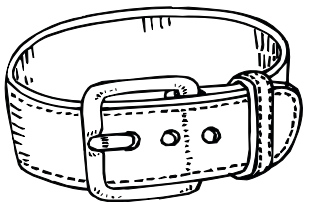
Celia va a cenar ceras cerezas.

Enciende la cocina con la cerilla cigala.



César bebe la manzana manzanilla.


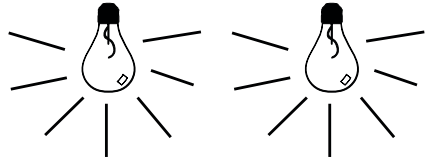
La farmacia tiene medicinas médicos.







Pon el cinturón en la cabeza cintura.



za ce ci zo zu



 Escribe los nombres con "el, la, los o las" según haya uno o varios. Si están bien, cópialos debajo.



	
la luz	las luces
_____	_____
_____	_____

	
_____	_____
_____	_____

	
_____	_____
_____	_____

	
_____	_____
_____	_____

	
_____	_____
_____	_____


	
_____	_____
_____	_____

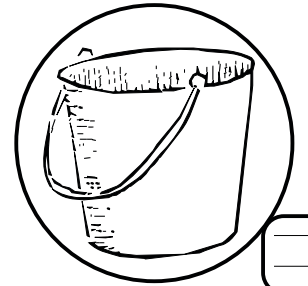
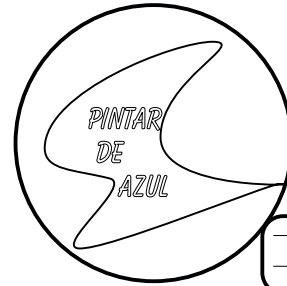
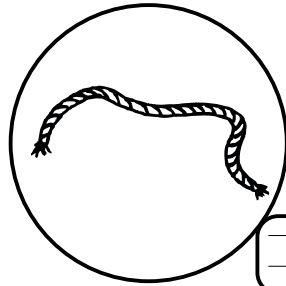


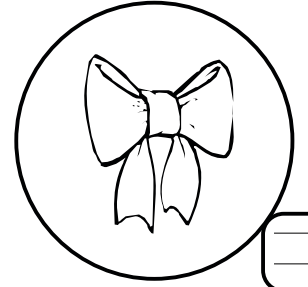

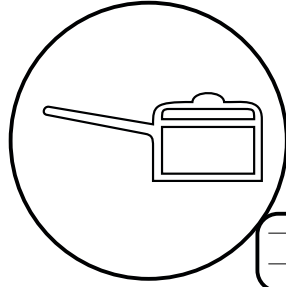




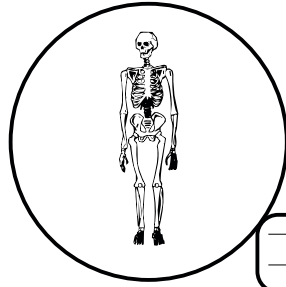

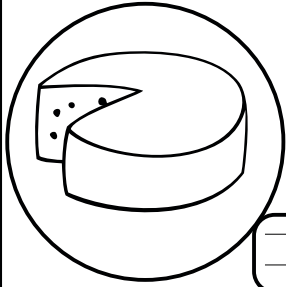
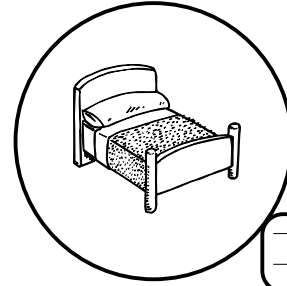
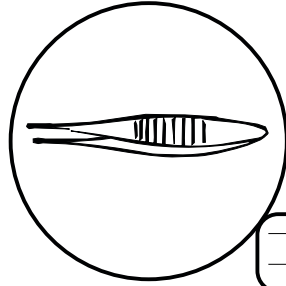

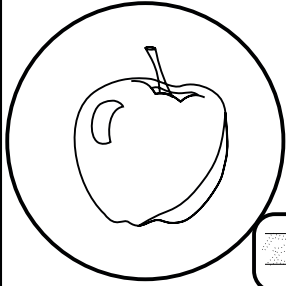
NOMBRE:

FECHA:


Z11.

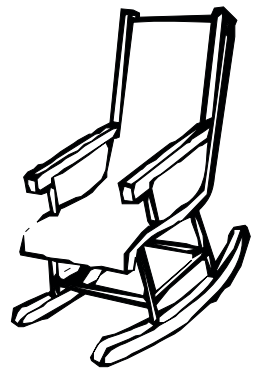

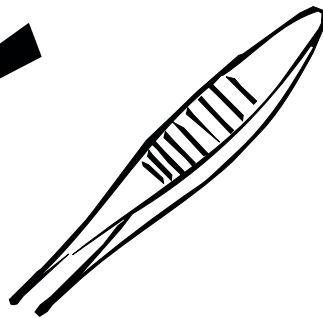


ca que qui co cu za ce ci zo zu

 Escribe "ca, que, qui, co, cu, za, ce, ci, zo, zu" según el nombre.



za ce ci zo zu

 Escribe cada nombre en su lugar.



za

ce

ci

zo

zu


az

ez

iz


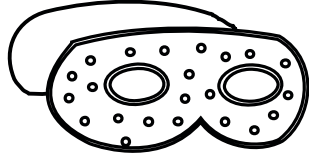


oz

uz


 Escribe "az, ez, iz, oz, uz" según el dibujo.

 Completa con las palabras que se dan.

uz



10



veloz

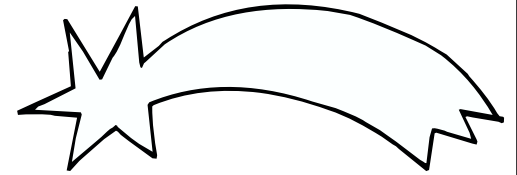
feroz

fugaz

rapaz

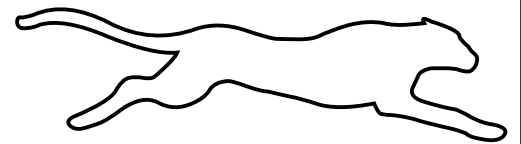
Pérez

feliz




lobo

estrella



Celia

puma



ave

niño

az ez iz oz uz

 Une cada nombre con su dibujo usando ceras de distintos colores.

lápiz

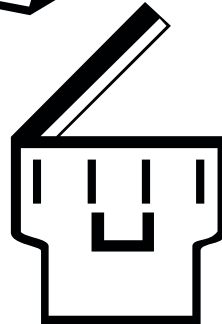


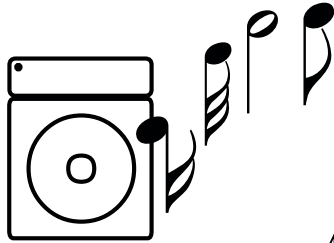
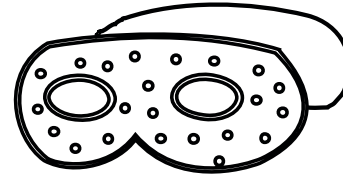
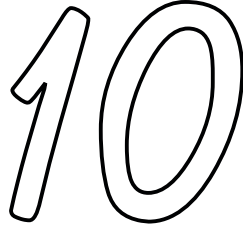
diez

raíz

tapiz

altavoz

albornoz



arroz

cáliz

perdiz

antifaz

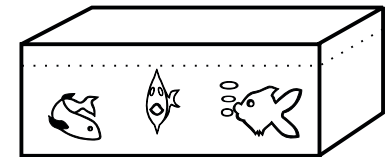

barniz

avestruz

za ce ci zo zu

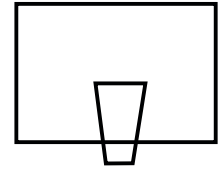



 Une palabras y escribe frases.

El pinceles va sucios.
 La cigarrillo están encendido.
 Los bici tienen despacio.
 Las peceras está peces.



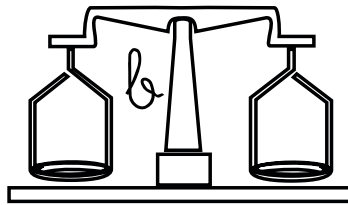
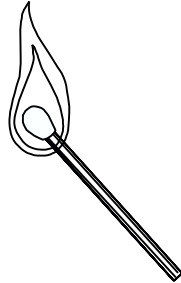



za ce ci zo zu

 Escribe los nombres en los sitios adecuados.



b



comer => _____

deporte => _____

encender => _____

beber => _____

animal => _____

medicina => _____

número => _____

marisco => _____

carta => _____


picar => _____

vestir => _____

pesar => _____

za ce ci zo zu

 Ordena las letras, escribe el nombre y dibuja.

 Lee, copia y escribe los números en sus sitios.

Blank space for drawing

c i l o e

c

Blank space for drawing

z o r i

r

Blank space for drawing

l u z a

a

Blank space for drawing

a z t i

t

Blank space for drawing

c a r a e


a

Blank space for drawing

e v c o i n


v

- 1 César lava la loza.
- 2 Ese edificio es azul.
- 3 Mamá cocina panceta.


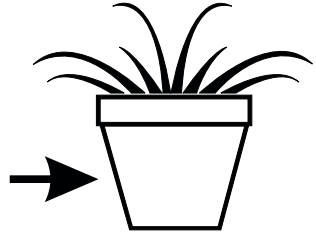


za ce ci

zo zu

 Escribe los nombres.

 Completa con los nombres de antes y copia.



La _____ está vacía.

Es el número _____.


Las _____ están ricas.

La _____ tiene tierra.

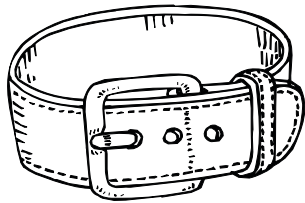
El _____ del pantalón.

Es el _____ de dientes.

maceta - cepillo - cesta - cien - cinturón - ciruelas



16




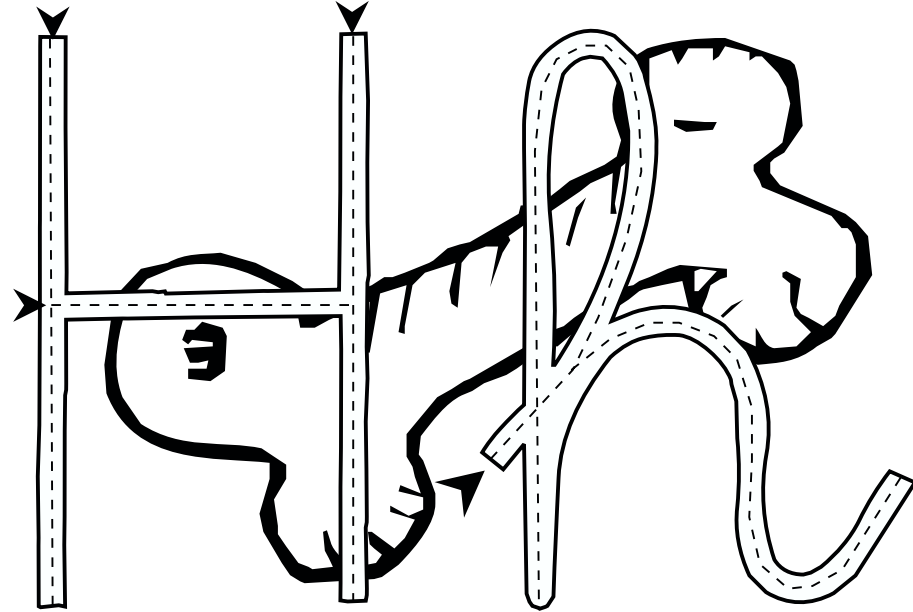
NOMBRE:

FECHA:

H01.


ha he hi ho hu


 Repasa, pinta y copia.



h h h h h H H H H

ha he hi ho hu

 Rodea y pinta las cosas con "ha, he, hi, ho, hu".

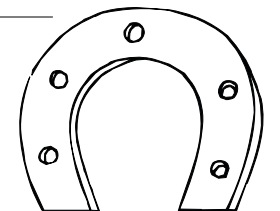





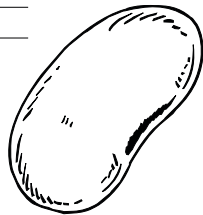




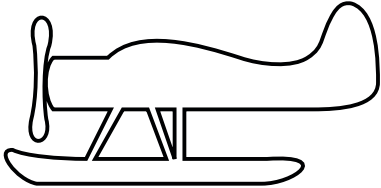
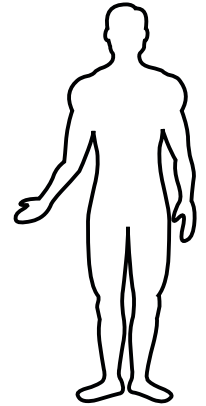

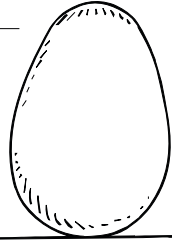



ha he hi ho hu




Escribe "ha, he, hi, ho, hu" según el nombre.

hé



ha he hi ho hu

 Rodea las palabras buenas y cópialas debajo.


cacahuets
cacaguetes


lferro
hierro



huevo
quevo


hielo
llelo



huerta querta



hierba lherba


 Relaciona con las palabras de antes y escribe 2 veces.


 verduras huerta











NOMBRE:

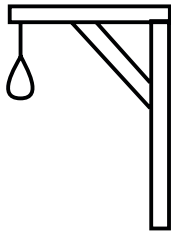

FECHA:

H4.

ha he hi ho hu



Une dibujos con nombres, escribe los nombres en sus frases y cópialas.



honda

onda

horca

orca

hola

ola

La _____ de ahorcar.

La _____ de lanzar.


La forma de _____.


_____ ¿Cómo estás?



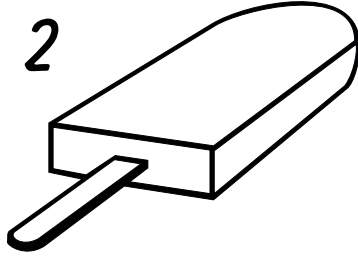
La _____ es de agua.


La _____ es un animal.


ha he hi ho hu


 Escribe los nombres.


 Rellena el crucigrama con los nombres de antes.





2 

4 

3 

6 

1 

5 


ha

he

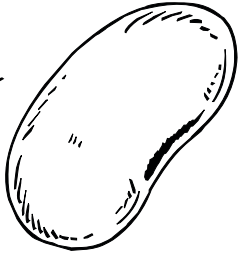
hi


ho


hu

 Escribe los nombres.

h

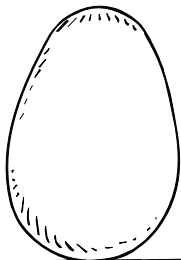








u





 Escribe frases diciendo cómo son.



La haba es _____



La _____






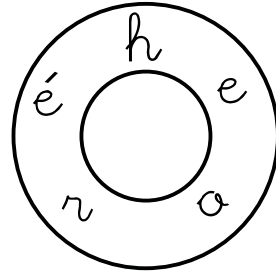


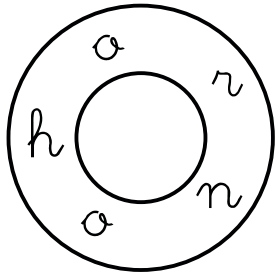


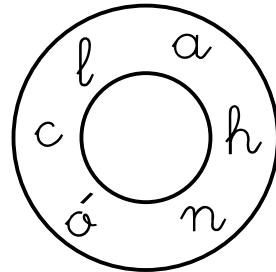
ha he hi ho hu


 Descubre las palabras con h en los círculos.

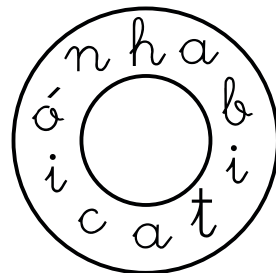









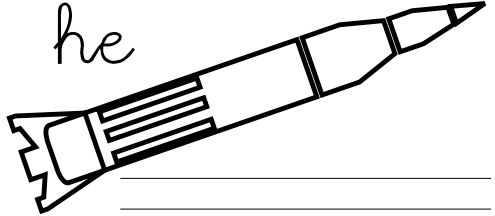





 Escribe los nombres con ayuda de las pistas.

PALABRAS CON H POR EL MEDIO

he



ho



ho




hu



ha



ha he hi ho hu

 Une y copia.

hora




hundir




ahorrar



hermanos



hervir



 Averigua palabras con "h" y escríbelas.

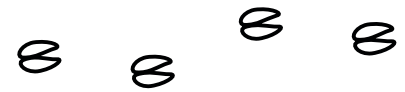
De ella sale fuego y humo.



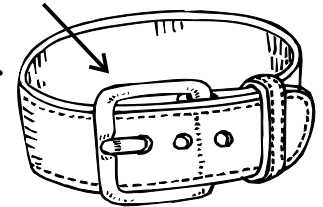
Es parecido a la seta.



Quedan al caminar por la arena.




Está en el cinturón.



Está congelado en cubitos.



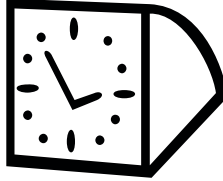
ha he hi ho hu


 Ordena las frases.










hora

es ?

¿ Qué



 Junta las sílabas para formar palabras.

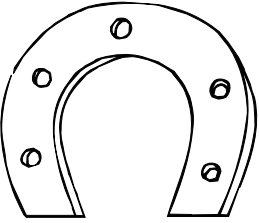
co				po
rós				ho
				

na hie



los ahora. Dame huevos 

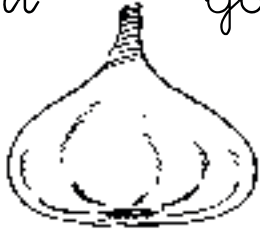
du rra



he ra


hospital. iré Hoy al 

hi go



La tiene hierba. huerta 

hip no



ti zar


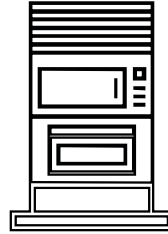

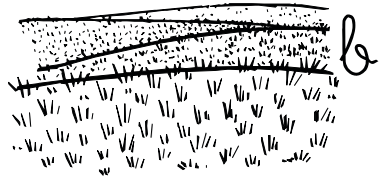
NOMBRE:

FECHA:

H10.

ha he hi ho hu

 Escribe los nombres y completa las frases.



El _____ caliente.

Las _____ reparan.

El _____ vuela.

La _____ ahorca.

El _____ huele mal.

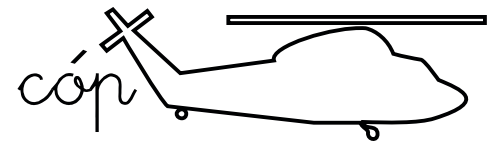
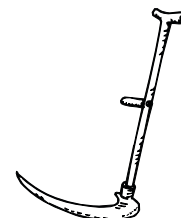
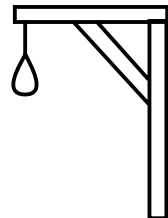
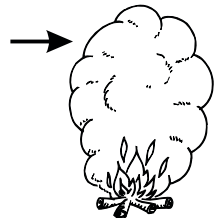

La _____ da hortalizas.

La _____ es verde.

La _____ tira piedras.

La _____ corta.

El _____ guarda maíz.




NOMBRE:

FECHA:

CH01.

cha che chi cho chu


 Repasa, pinta y copia.


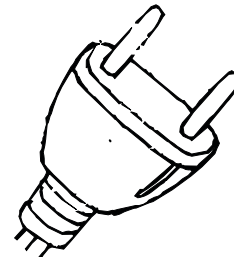
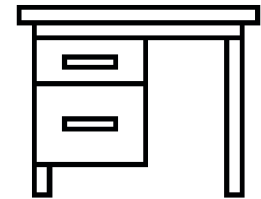


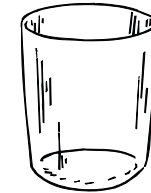

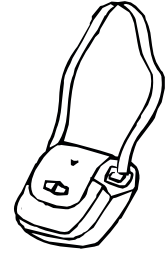
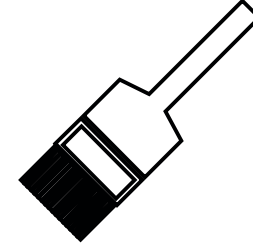
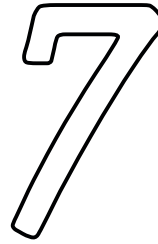


Ch ch

ch ch ch ch Ch Ch Ch

cha che chi cho chu

 Rodea y pinta las cosas con "cha, che, chi, cho, chu".




NOMBRE:


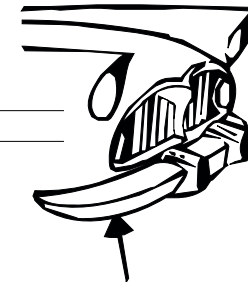



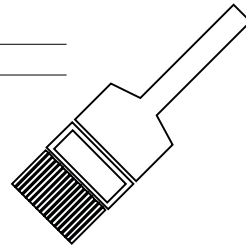
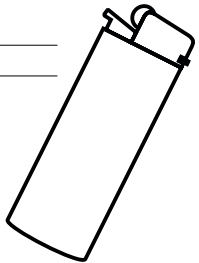




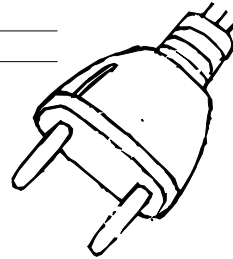

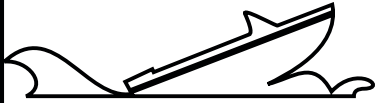
FECHA:

CHO2.

cha che chi cho chu


 Escribe "cha, che, chi, cho, chu" según el nombre.

cha

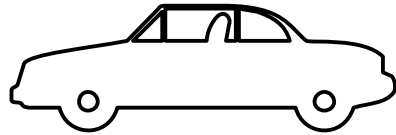


cha che chi cho chu

 Completa los nombres con vocales y copia.



h ch



c ch



ch c




ch ch



ch ll



ch l t

 Completa con "cha, che, chi, cho, chu" y copia.

Mon... pone la... queta.

Con... come le... ga.

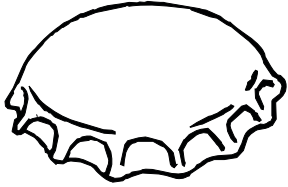
Mer... cuenta un... ste.

... ma tomó o... rros.


Na... está borra... .

cha che chi cho chu

 Completa los nombres con consonantes y copia.




... a . a



... u . a



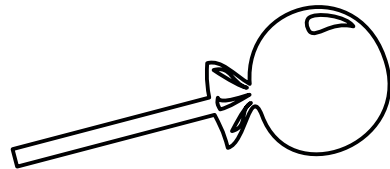
... o . e




... o . i . a



... o . a



... u . a

 Une cada nombre con su contrario y copia.

hinchado

estrecho

torcido

poco

ancho

deshinchado

mucho

limpio

manchado


derecho

NOMBRE:




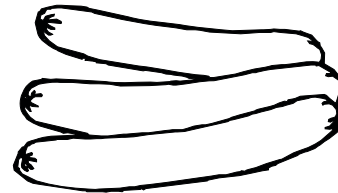
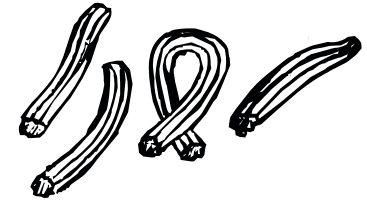



FECHA:

CH05.

cha che chi cho chu

 Rodea las palabras con "ch" y cópialas en sus sitios.

Luis estuvo bebiendo y comiendo todo el día. Empezó con unos champiñones y champán, luego se tomó unos chorizos con un vaso de leche y terminó con un chocolate con churros. Pero aún no estaba harto, y algo más tarde se tomó unas salchichas y algo de lechuga.



cha che chi cho chu

 Completa las frases leyendo lo de arriba y escribiéndolas al revés. Une también con los dibujos.

Los parachoques están en los coches.

Los _____ tienen _____.

La chaqueta se cuelga en la percha.

En la _____ se cuelga la _____.

Todos los chubasqueros tienen capucha.




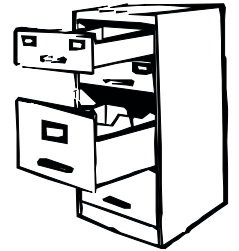

La _____ está en los _____.

Las fichas se guardan en el fichero.

En el _____ guardamos _____.

El chorizo se corta en lonchas.

Corté unas _____ de _____.





NOMBRE:



FECHA:

CH07.

cha che chi cho chu

 Busca en la sopa y escribe debajo palabras con "ch".  Completa las frases con "un, una" y los dibujos.

F	L	P	T	A	T	O
G	L	A	E	I	D	H
C	O	R	C	H	O	F
R	N	C	H	I	E	U
J	C	H	O	F	E	R
C	H	I	S	T	E	V
S	A	S	W	Y	J	K

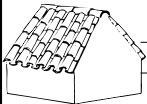
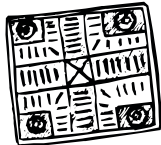


Afilado como _____

Ovalada como _____

Rápida como _____

Caliente como _____




NOMBRE:


FECHA:

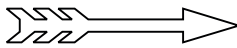
CHOS.


cha che chi cho chu

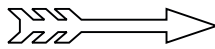
 Escribe "derecha" o "izquierda" según el nombre.

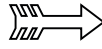
 Forma palabras y dibuja.

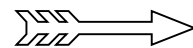


parche  _____

chimpancé  _____

concha  _____

cucaracha  _____

lechuza  _____

sacacorchos  _____

1 cho

2 che

3 chis

4 pe

5 que

6 pa



4 1 _____

1 5 _____



2 6 _____

3 6 _____




cha

che


chi

cho


chu

 Escribe los nombres.

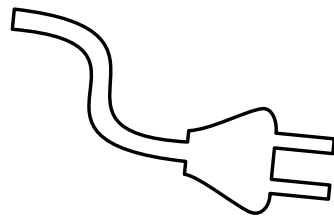




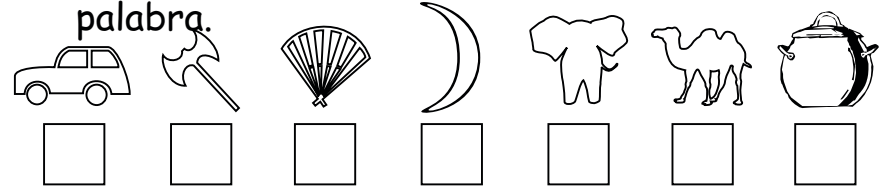


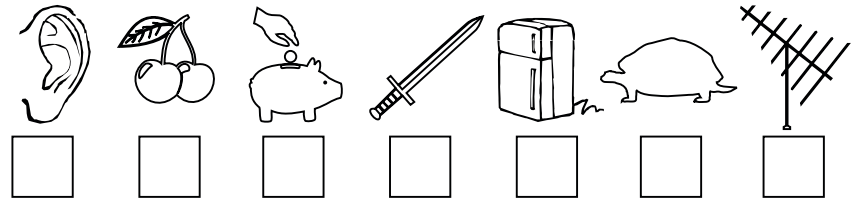





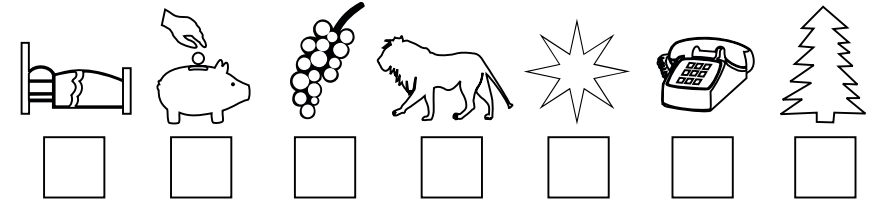


 Pon la primera letra de cada nombre y escribe la palabra.









NOMBRE:

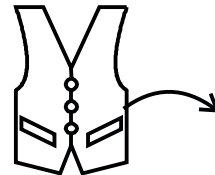
FECHA:

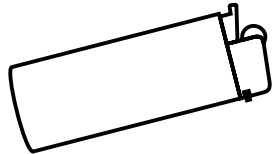
CH10.

cha che chi cho chu



 Escribe los nombres, une los objetos que tienen relación y explica por qué.

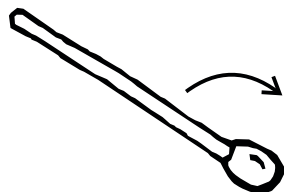







Las dos pinchan.





NOMBRE:

FECHA:

101.


ja


je ge

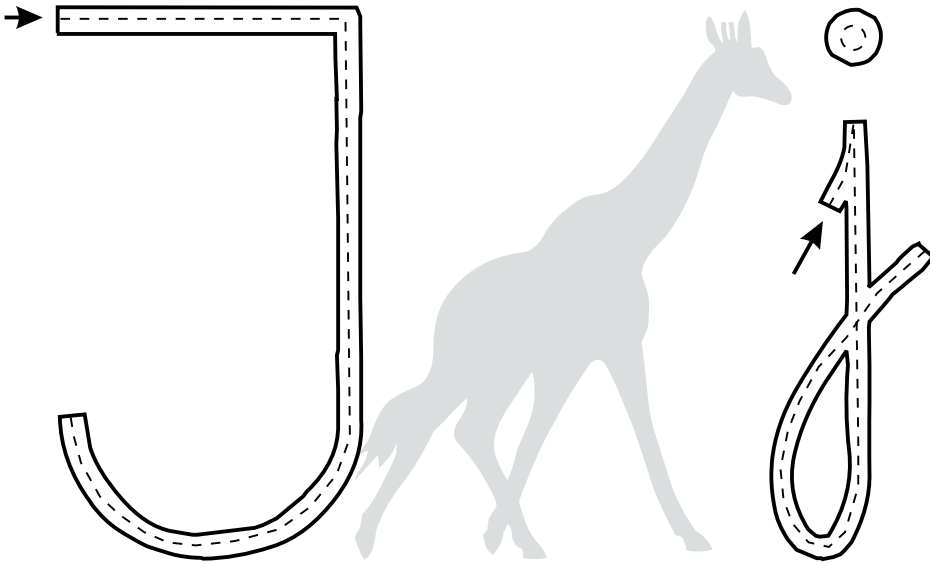
ji gi

jo

ju

 Repasa, pinta y copia.

 Rodea y pinta las cosas con "ja, je, ge, ji, gi, jo, ju".




j j j j j j J J J J J

Blank handwriting lines for practicing the letter 'j'.

ja je ge ji gi jo ju

Blank handwriting lines for practicing the words 'ja, je, ge, ji, gi, jo, ju'.



ja

je ge

ji gi










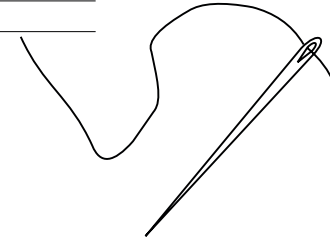


jo

ju



Escribe "ja, je, ge, ji, gi, jo, ju" según el nombre.

ja




ja

je ge

ji gi

jo

ju

 Copia cada palabra en su sitio.

 Escríbelas otra vez relacionándolas con los dibujos.

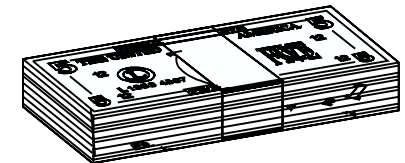


coger joven girar

gimnasia vegetales

viejo mojar cajero

J

G



ja

je ge

ji gi

jo

ju

Completa las palabras con "je, ge, ji, gi" y copia.

Ordena las sílabas para formar los nombres.

J

via

va lla

equipa

vier

G


vi lar

neral


Jor


deter nte

ANIMALES

ja be
 a


me al
 ja


ve ja
 o

fa ra
 ji

ji me
 llón

jo ne
 co

ti gar
 la ja

ja lí
 ba

ja

je ge



ji gi

jo

ju

Escribe los nombres.

Inventa frases con esas palabras y copia.




El jamón está rico.

La mujer

jamón - mujer - genio - ojo - cojín - gigante



El



Handwriting practice lines with arrows pointing to the right, containing the words 'El jamón está rico.', 'La mujer', and 'El'.

ja

je ge

ji gi

jo

ju

Primero escribe los nombres bajo los dibujos. Luego copia estas palabras al lado en el recuadro que les corresponda y dibuja.

esponja

teja

pájaro

imagen


ojo

cajón


geranio

hijos


lentes



|




|

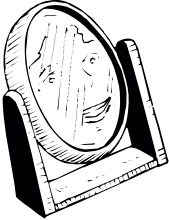


|

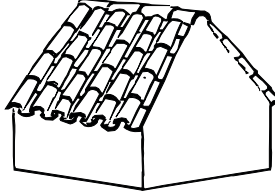
b




|




|




|



|



|



|

ja

je ge


ji gi

jo


ju

 Lee las definiciones y escribe las palabras en el crucigrama.


- 1.- Está con Dios en el cielo y tiene alas.
- 2.- Fruta que se llama como un color.
- 3.- Líquido venenoso que se usa para lavar la ropa.
- 4.- Las pipas se sacan del
- 5.- Chepudo, persona que tiene joroba.
- 6.- Se usa con el jabón para bañarse.
- 7.- Se usa con el hilo para coser.
- 8.- Persona a la que le falta una pierna.



6



4 →



7

8





1 ↓

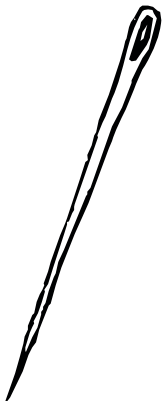

5 →



2 →



3 →



ja

je ge

ji gi

jo

ju

 Une las palabras que tengan relación.
burbujas

oficina

jardín

viaje

jefe

masajista

pasajero

gaseosa

masaje

hojas

mejilla

bicho

colegio

parchís

piojo

agujas

juego

cara

reloj

escuela

 Completa las frases con las palabras subrayadas antes.

El masajista da un _____.

Coge un _____ para jugar.

El _____ marca las horas.

La hierba está en el _____.

En el _____ se estudia.

El _____ es el que manda.

El _____ subió al avión.

Las _____ son de gas.

El _____ pica en la cabeza.

La _____ está en la cara.

ja





je ge


ji gi

jo

ju

 Clasifica las palabras de la nube en familias.



 Piensa y contesta:



¿ QUÉ NECESITAS PARA ?

Oír —————>>> la oreja

Beber —————>>> _____

Dormir —————>>> _____

Jugar —————>>> _____

Cortar —————>>> _____

Congelar —————>>> _____

ja

je ge

ji gi

jo

ju

 Escribe las frases contrarias.

Julia va a subir.


Julia va a bajar.

La ropa está seca.


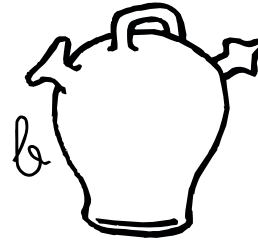


Juan es joven.

José tira los juguetes.

Genaro está cerca.

 Escribe los nombres.

rr



ja


je ge

ji gi


jo

ju

 Lee y completa el texto.




Ángel cogió la aguja de coser en el cajón y bordó el dibujo de un conejo en el jersey de Maruja.



_____ la _____
 de coser en el _____
 y bordó el _____ de
 un _____ en el _____
 de _____ .

 Escribe bien estas palabras.


badenja




pejeril



janopés




bidujo



calatejo



digilencia



ja

je ge

ji gi

jo

ju

 Completa con las vocales y copia.

J _ s _ f _ t _ m _ s _ j _ r _ b _




J _ _ m _ _ s _ _ n _ j _ n _ t _



J _ _ n _ _ s _ _ n _ m _ n _ j _



 Coloca cada nombre en su sitio.

baraja

hoja

navaja

ojal

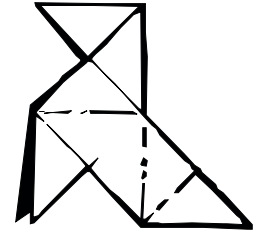


pareja

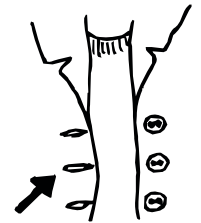


reja



bajar

hijo

pajarita









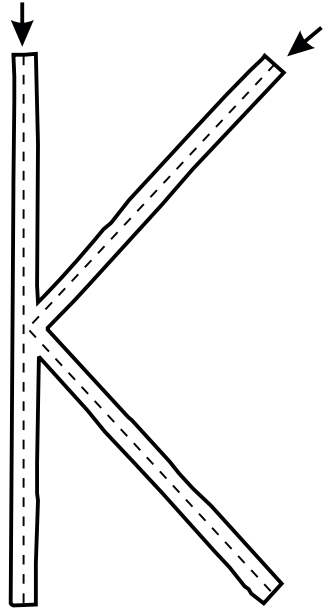
NOMBRE:

FECHA:


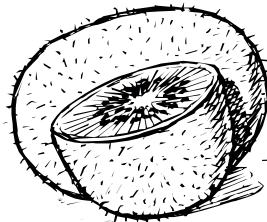
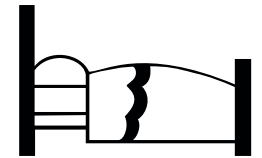

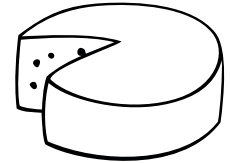

K01.

ka ke ki ko ku

 Repasa, pinta y copia.



 Rodea y pinta las cosas con "ka, ke, ki, ko, ku".



k k k k k K K K K K


ka ke ki ko ku

NOMBRE:

FECHA:

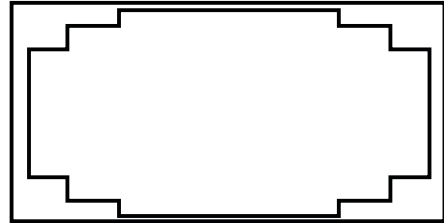
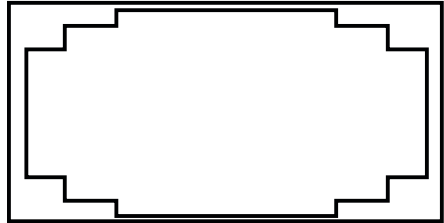
K02.

ka ke ki ko ku

 Completa con la letra "k", copia y dibuja.

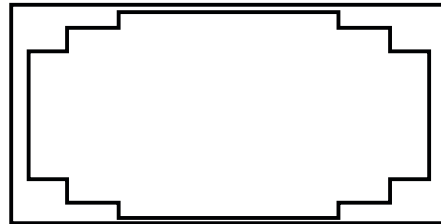
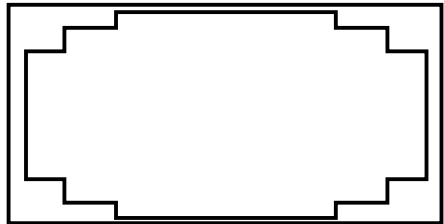
...oala

...arate...a



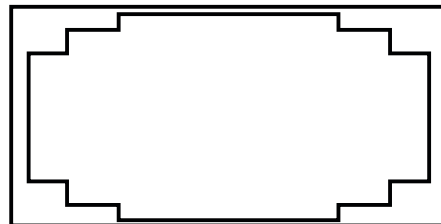
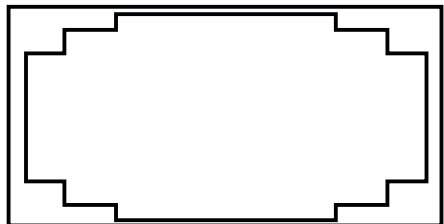
...imono


...anora...

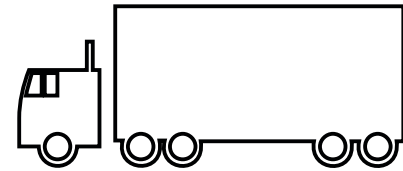

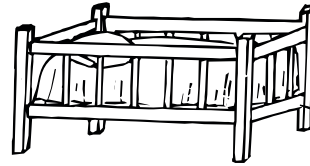


...i...o

...ilo



 Escribe los nombres y cópialos luego en su lugar.



C

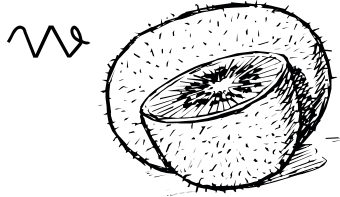
K


Blank writing area for the letter C, consisting of five horizontal lines.

Blank writing area for the letter K, consisting of five horizontal lines.

ka ke ki ko ku

 Escribe los nombres.



 Completa las frases con los nombres de antes.

El _____ es un animal.

El _____ tiene capucha.



El _____ tiene pepitas.

Caminé dos _____.

Las _____ son botas.

El _____ sabe kárate.

kiwi - karateka - okapi - katuskas - anorak - kilómetro



tro

NOMBRE:

FECHA:


K04.

ka ke ki ko ku




Recorta los dibujos y pégalos en su sitio según se vendan por kilo o no. Escribe luego cuántos kilos crees que pesa cada cosa.

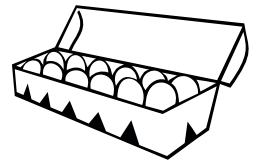

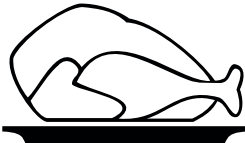
EL KILO



<u>un</u> <u>kilo</u>	_____	_____
-----------------------	-------	-------



--	--	--



NOMBRE:

FECHA:

Y01.


ya

ye

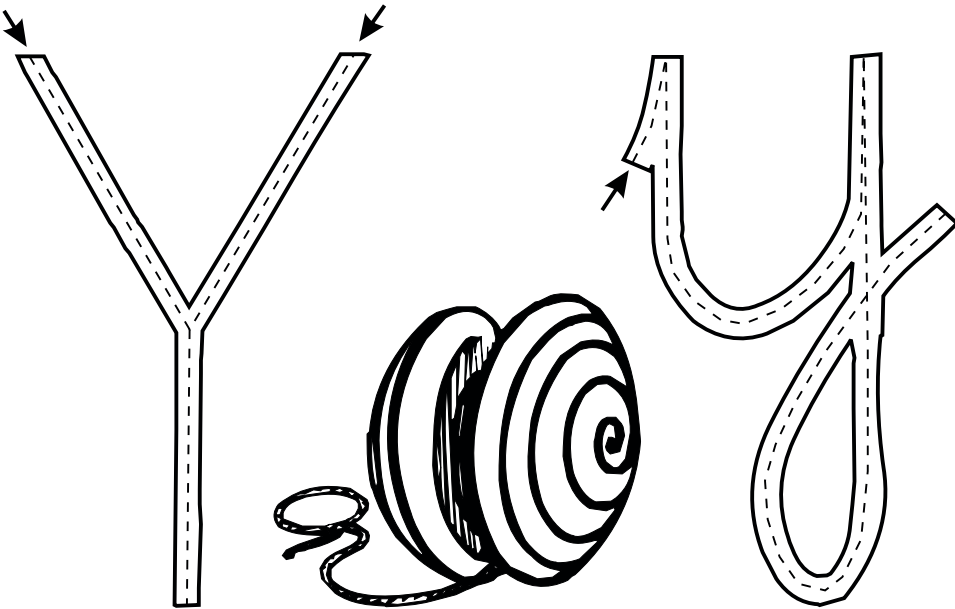
yi

yo

yu

 Repasa, pinta y copia.

 Rodea y pinta las cosas con "ya, ye, yi, yo, yu".




y y y y y Y Y Y Y Y

Blank handwriting lines for practicing the letter 'y'.

ya ye yi yo yu







Blank handwriting lines for practicing the words 'ya, ye, yi, yo, yu'.

ya ye yi yo yu

 Escribe "ya, ye, yi, yo, yu" según el nombre.

 Completa las frases con los nombres de los dibujos.

El _____ cayó de la nube.

El _____ nos hace reír.

El _____ navega por el mar.

El joyero vende _____.

El _____ es para jugar.

La _____ tiene punta.

ya ye yi yo yu

 Completa las frases con las palabras que se dan.

voy soy estoy

Yo me _____ para casa.

Yo no _____ en mi casa.


Yo ya no _____ un niño.






_____ cansado de hacer tareas.

Yo _____ el mejor de todos.

Yo _____ al patio al acabar.

Yo _____ capaz de hacerlo.

 Escribe cada nombre en su casa correspondiente.



Suena como una i

Suena como una ll

ya ye yi yo yu


 Escribe frases diciendo cómo eres.

Yo soy inteligente.

Yo soy _____

Yo _____




 Rodea las palabras buenas y cópialas debajo.

boteya cuello toalla
rollo arroyo boya royo
jollero mallor botella ~~botta~~
toaya mayor joyero cuayo





ya ye yi

 Completa las frases con los dibujos y escribe.



La _____ está en la _____

La _____ está _____



El _____ cayó en el _____

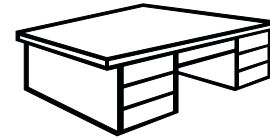
El _____ cayó _____

yo yu

 Completa los versos con los dibujos para que rimen.

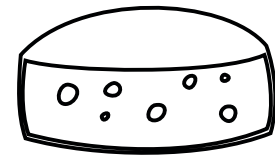
Me cayó la _____

encima de la _____



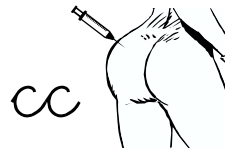
Me cayó el _____

encima del _____




Yo puse una _____


en el culo de _____




ya ye yi yo yu

 Escribe "ayer", "hoy" o "mañana" según convenga.

ayer hoy mañana


comía

ando




miraré


bebo





bajaba


subiré





oigo

tocaba




corro

meaba




cavaré

jugaba




pesco


saltaré



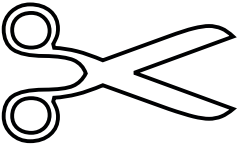

nadaba

estudio




barria

recorto




ya

ye

yi

yo

yu

 Escribe los nombres.


1



2



3



4



5



6





Lee, pon los números y escribe los nombres otra vez.



Persona que sirve en una casa.



Animal que se parece al lobo.



Agujero que se hace en el suelo.



Se toma por la mañana.



Lo usa el herrero para trabajar.



Los bueyes tiran del carro con él.

yugo - hoyo - yunque - coyote - desayuno - mayordomo

NOMBRE:

FECHA:

Y10.

ya

ye

yi

yo

yu



Escribe "mayor" o "menor" según convenga.



Escribe cada palabra en su sitio.

menor

mayor



joyero

ley






yak

arroyo



Yolanda

haya



NOMBRE:

FECHA:

X01.


ca

ce

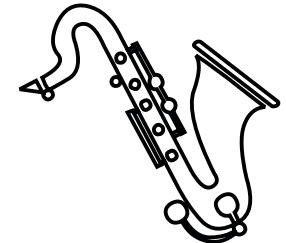



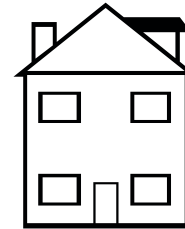
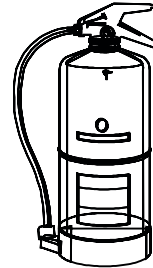
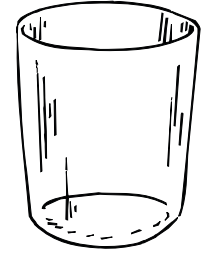


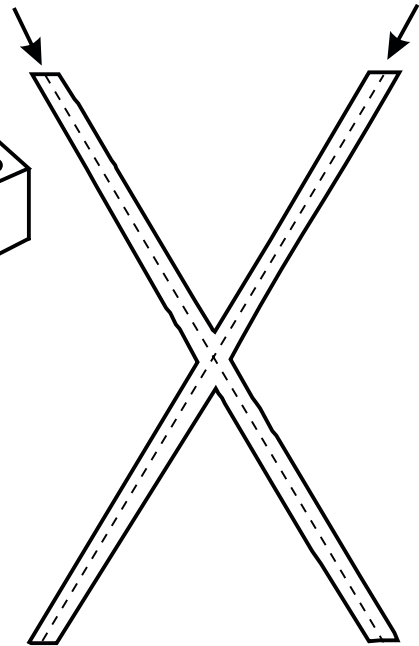

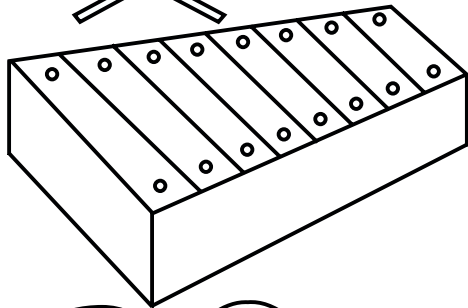

ci

co

cu

 Repasa, pinta y copia.


 Rodea y pinta las cosas con "x".



ca ce ci co cu X X X X

ca ce ci co cu

ca ce ci co cu


 Copia cada una de estas palabras bajo el dibujo con el que esté relacionada.


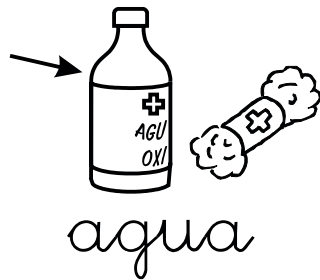
auxilio
texto

excavadora
excursión

asfixia
experimento

oxigenada
examen





ca

ce

ci


co

cu



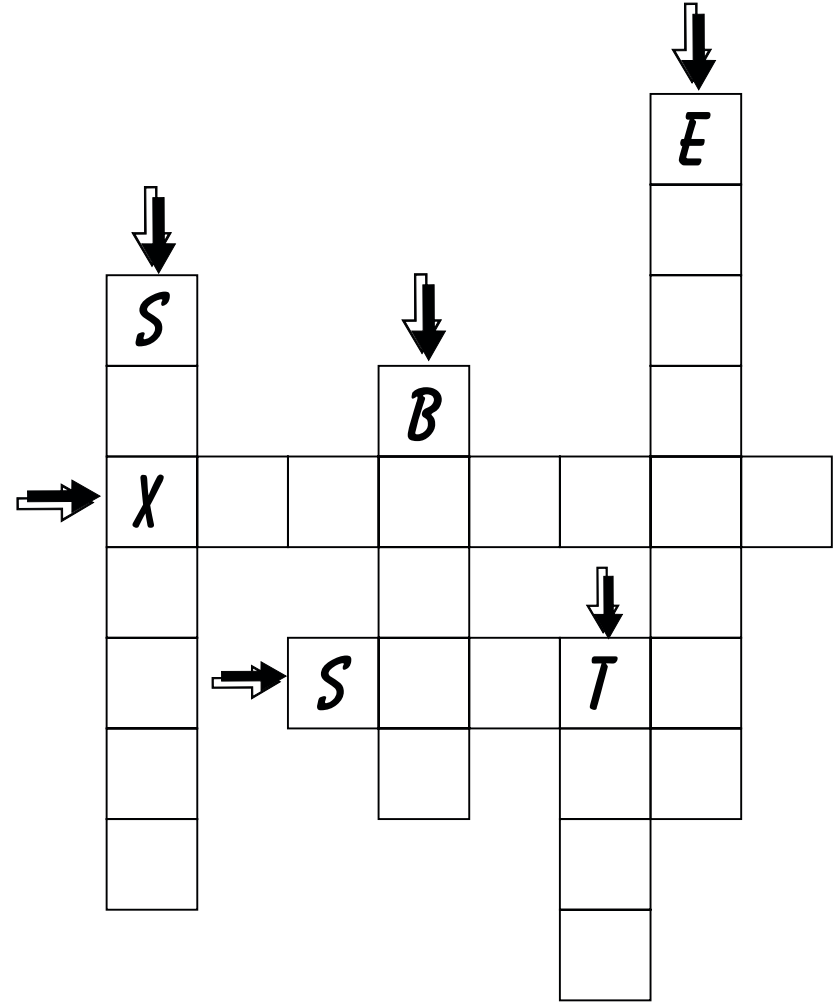
Escribe los nombres.



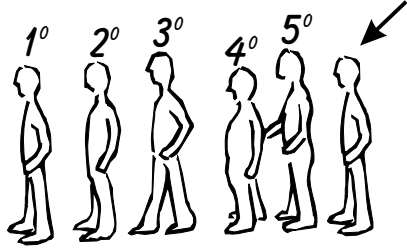





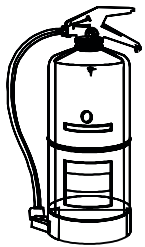
Completa el crucigrama con las palabras anteriores en mayúsculas.

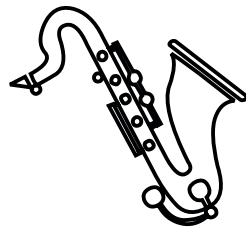


taxi - boxeo - sexto - xilófono - extintor - saxofón









xa xe xi xo xu


 Completa las frases con las palabras que se dan, una con los dibujos y copia.

oxidada exquisito exacta galaxia fax


Ese reloj da la hora _____.




Mmmm, este quiso está _____.




Mándame el documento por _____.



La bici vieja está toda _____.



El sol está en una _____.



NOMBRE:

FECHA:

BL1.


bla

ble


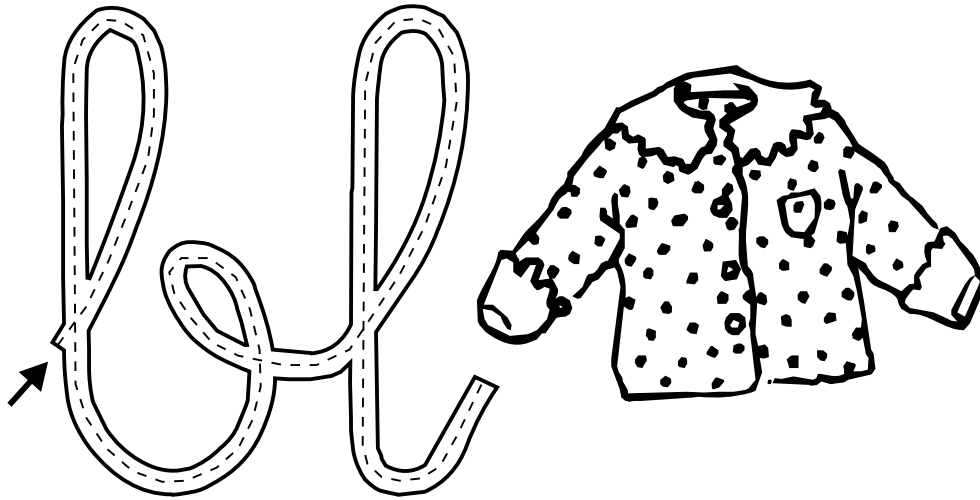
bli

blo

blu

 Repasa, pinta y copia.

 Rodea y pinta las cosas con "bla, ble, bli, blo, blu".



bla ble bli blo blu

hablar Pablo blanco

bla

ble

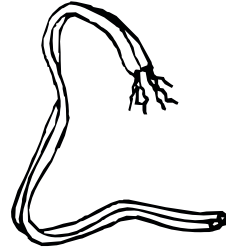
bli

blo

blu



Escribe los nombres.



Completa las frases con las palabras que se dan.

Blanca

ombligo

hablar

muebles

biblioteca

invisible

En la _____ hay libros.

Los _____ son de madera.


Mi prima se llama _____


El _____ está en la barriga.

Lo que es _____ no se ve.

Los mudos no pueden _____

blusa - cable - tabla - pueblo - bloque - sable







NOMBRE:


FECHA:

BR1.

bra bre bri bro bru


 Repasa, pinta y copia.

 Rodea y pinta las cosas con "bra, bre, bri, bro, bru".



bra bre bri bro bru

brazo broma brillo



bra


bre

bri


bro


bru

 Escribe los nombres.















 Completa las frases con los nombres de los dibujos.



La _____ tiene chimenea.

El _____ es un pájaro.

El _____ tiene músculos.

El _____ tiene bolsillos.

La _____ indica el norte.


Ese _____ lleva sombrero.

NOMBRE:


FECHA:

CL1.

cla cle cli clo clu

 Repasa, pinta y copia.

 Rodea y pinta las cosas con "cla, cle, cli, clo, clu".



cla cle cli clo clu


Claudia claro chicle





cla cle cli clo chu

 Escribe los nombres.













tri

 Completa las frases con las palabras que se dan.

claudias	clava
ciclista	esclavo
chicle	claro

El blanco es un color _____.

El _____ anda en bicicleta.

Las _____ son frutas.

Nadie debe ser _____.

El _____ es para mascar.

El alfiler se _____ fácilmente.

NOMBRE:

FECHA:

CR1.

cra

cre

cri

cro





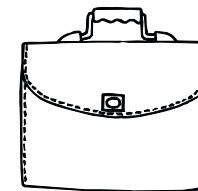
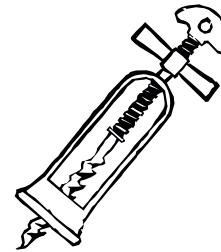
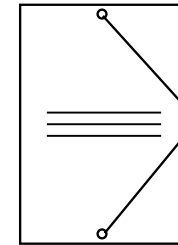


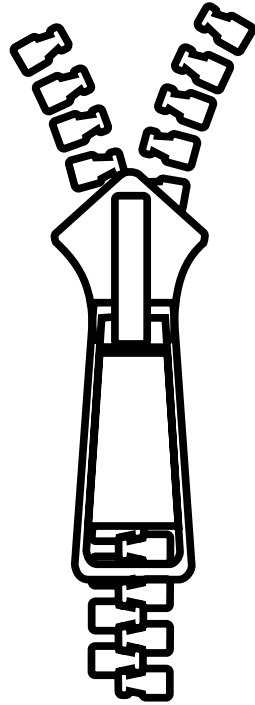
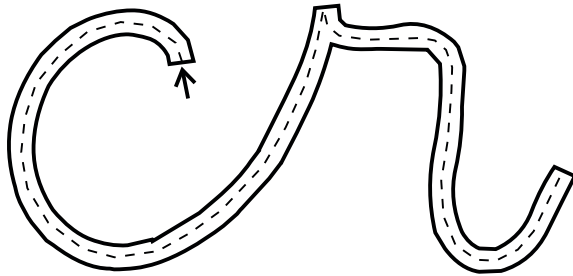
cru



Repasa, pinta y copia.



Rodea y pinta las cosas con "cra, cre, cri, cro, cru"



cra cre cri cro cru

Cristina recreo cromo

cra

cre



cri

cro

cru



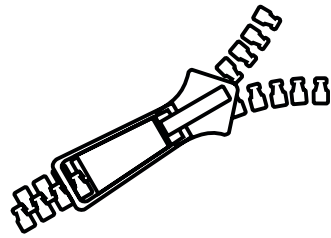

Escribe los nombres.



Completa las frases con las palabras que se dan.

crystal - crucero - croquetas - cremallera - cresta - cronómetro

<input type="checkbox"/>	<input type="checkbox"/>	<input type="checkbox"/>	<input type="checkbox"/>	<input type="checkbox"/>	<input type="checkbox"/>	<input type="checkbox"/>	<input type="checkbox"/>
cruce				cromo			
cría				recreo			
crece				cráneo			
<input type="checkbox"/>	<input type="checkbox"/>	<input type="checkbox"/>	<input type="checkbox"/>	<input type="checkbox"/>	<input type="checkbox"/>	<input type="checkbox"/>	<input type="checkbox"/>



La perra _____ a sus cachorros.

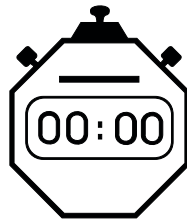
El _____ es de hueso.

Esa planta _____ mucho.

El coche paró en el _____.

Vamos a salir al _____.

Pequé un _____ en el álbum.





NOMBRE:


FECHA:

DR1.

dra dre dri dro dru


 Repasa, pinta y copia.

 Rodea y pinta las cosas con "dra, dre, dri, dro, dru".



dra dre dri dro dru

Adrián Pedro madrina



dra

dre


dri

dro

dru





Escribe los nombres.



Completa las frases con las palabras que se dan.

cuadro - golondrina - ladrillo - catedral - almendras - cocodrilo



ladra



dragón



madre



podrido

Mi _____ es un hombre.

El _____ escupe fuego.

Si está _____ huele mal.

El perro _____ muy alto.

El _____ robó dinero.


Mi _____ es una mujer.

NOMBRE:



FECHA:

FLI.

fla fle fli flo flu

 Repasa, pinta y copia.


 Rodea y pinta las cosas con "fla, fle, fli, flo, flu".




fla fle fli flo flu

Flora Flavio inflar


fla fle fli flo flu


 Escribe los nombres.














 Completa las frases con las palabras que se dan.



El _____ toca la flauta.

El _____ es para los dientes.

Voy a _____ el flotador.

El perro _____ come poco.

El corcho _____ en el agua.


Ese tornillo está _____.


NOMBRE:


FECHA:

FRI.

fra fre fri fro fru


 Repasa, pinta y copia.

 Rodea y pinta las cosas con "fra, fre, fri, fro, fru".



fra fre fri fro fru

Francisco cobre África



fra

fre

fri

fro

fru



Escribe los nombres.



Completa las frases con las palabras que se dan.

frio frac frontera
freno frasco frase

La _____ es de un país.

Un _____ es como un traje.

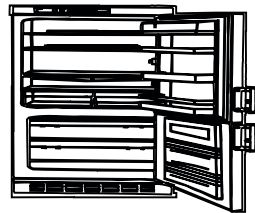


Ese _____ tiene colonia.

La _____ tiene palabras.

El conductor pisó el _____.

En invierno hace _____.

fresas - fraile - freír - fregona - frutero - frigorífico



NOMBRE:

FECHA:

GL1.


gla

gle



gli

glo

glu





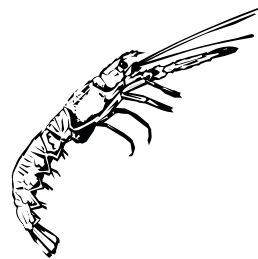
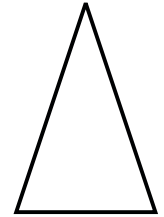

 Repasa, pinta y copia.

 Rodea y pinta las cosas con "gla, gle, gli, glo, glu".



gla gle gli glo glu

Gloria siglo inglés



gla

gle


gli

glo

glu

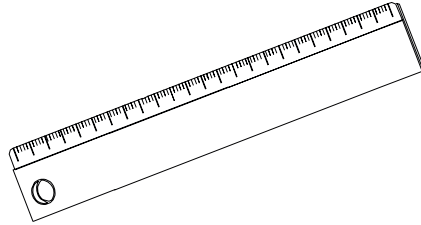


Escribe los nombres.















Completa las frases con las palabras que se dan.

inglés	glotón
arregla	renglón
siglo	gladiolo

El _____ es una flor.

Al _____ le gusta comer.

Cien años son un _____.

Ese turista es un _____.

Lo escribes en ese _____.


El mecánico _____ coches.


NOMBRE:


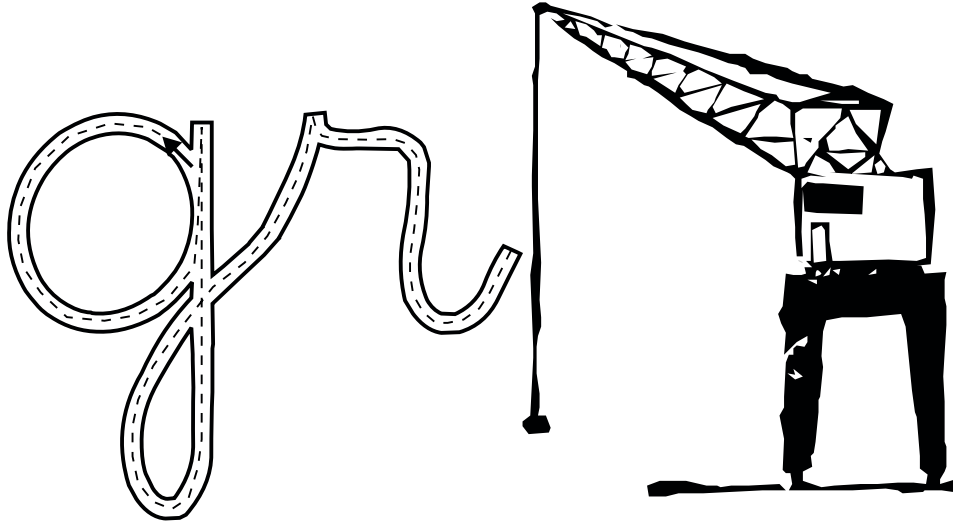
FECHA:

GR1.

gra gre gri gro gru

 Repasa, pinta y copia.

 Rodea y pinta las cosas con "gra, gre, gri, gro, gru".




gra gre gri gro gru


Gregorio Greta Ingrid


gra gre gri gro gru


 Escribe los nombres.














 Completa las frases con las palabras que se dan.



Las venas tienen _____.

En la _____ hay animales.

El _____ es un color oscuro.

La ensalada tiene _____.

Tengo un _____ en la nariz.

El _____ sale de la boca.

NOMBRE:

FECHA:

PLI.

pla

ple

pli

plo


plu



Repasa, pinta y copia.



Rodea y pinta las cosas con "pla, ple, pli, plo, plu".



pla ple pli plo plu

plátano plomo pluma



pla

ple


pli


plo


plu



Escribe los nombres.








y









Completa las frases con los nombres de los dibujos.



La _____ es un ser vivo.

El _____ volante marciano.

Tengo que lavar los _____

El _____ limpia el polvo.

La _____ alisa la ropa.


La _____ tapa la mano.


NOMBRE:


FECHA:

PRI.

pra pre pri pro pru

 Repasa, pinta y copia.

 Rodea y pinta las cosas con "pra, pre, pri, pro, pru".



pra pre pri pro pru

primo primero compra

pra pre pri pro pru


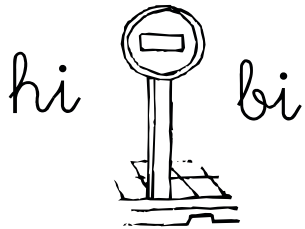
 Escribe los nombres.



 Completa las frases con las palabras que se dan.

prestas deprisa
 precio aprender
 premio preciosa

preso - proa - prohibido - primero - princesa - profesor



El primero ganó un _____


La primavera es _____

Mi primo anda _____

Yo quiero _____ a leer.

Ese _____ es muy caro.

¿Me _____ tus juguetes?





NOMBRE:

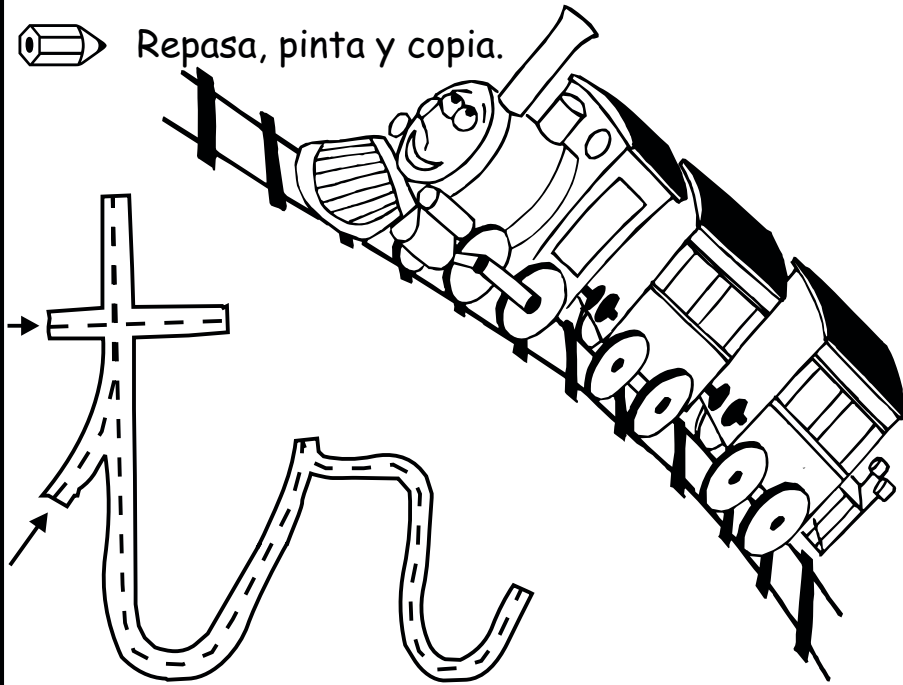
FECHA:

TR1.

tra tre tri tro tru


 Repasa, pinta y copia.

 Rodea y pinta las cosas con "tra, tre, tri, tro, tru".




tra tre tri tro tru

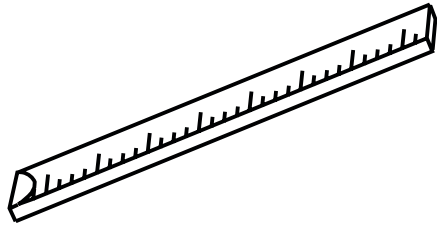
Patricia potro traje




tra tre tri tro tru

 Escribe los nombres.

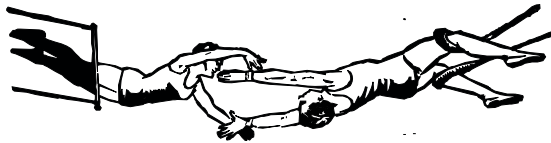



 Completa las frases con los nombres de los dibujos.



13



metro - trece - trineo - trigo - estrella - trapezistas



La _____ tiene una perla.

El _____ es un pájaro.

El _____ tiene 3 hojas.

El _____ es de tela.

El _____ recoge hojas.

El _____ es de madera.